

PX INDEX

ISIN: **XC0009698371** WKN: -

Overview

2024/09/18 16:35:00

Price

1,567.87 CZKDifference  -0.41% (-6.42)

General attributes

ISIN XC0009698371

Symbol -

Country Czechia

Instruments in index 11

Type of index Price Index

Security type Index

Market data

Open 1,571.91 CZK

High 1,575.42 CZK

Low 1,564.28 CZK

Close (prev. day) 1,574.29 CZK

Trading volume (m) -

Volume (pcs) -

Top 5

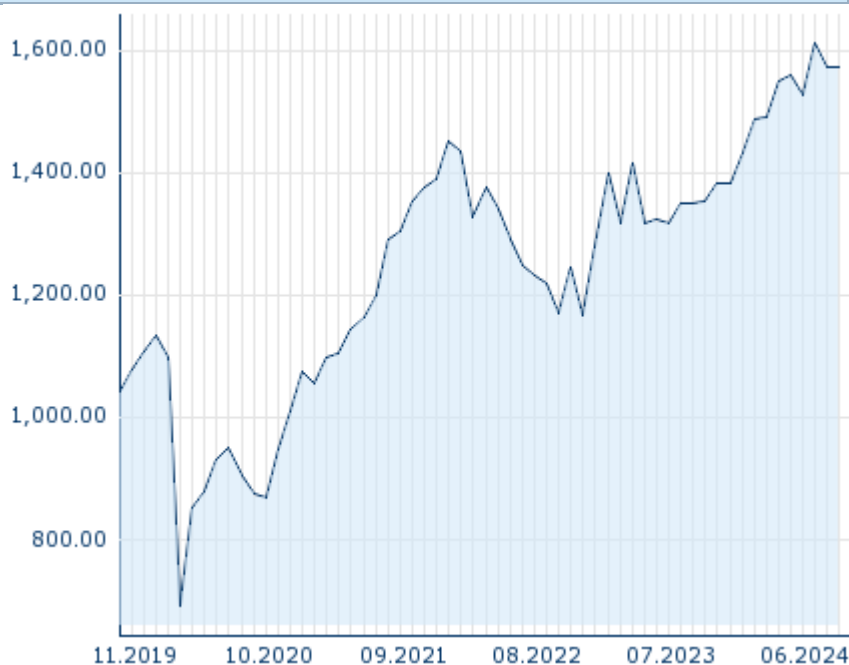
Name	Price	+ - (%)	Trend
PRIMOCO UA...	910.00	+1.11	
KOFOLA CES...	327.00	+0.62	

Intraday 1W 1M 6m 1Y 3Y

Flop 5

Name	Price	+ - (%)	Trend
PHOTON ENE...	37.00	-2.63	
VIENNA INS...	30.05	-1.18	
KOMERCNI B...	763.50	-0.59	
ERSTE GROU...	47.42	-0.50	
PHILIP MOR...	15,200.00	-0.39	

Intraday 1W 1M 6m 1Y 3Y













Information about previous performance does not guarantee future performance.

Source: FactSet

Recent research

on market

Date	Headline	Download
2024/09/18	 Český automobilový průmysl a trh v kostce: Výroba ...	
2024/09/18	 Akciové trhy - denní zpráva	
2024/09/18	 CZ Ranní restart	
2024/09/17	 Studie: Zaměstnanost v evropském zemědělství klesá...	
2024/09/17	 Akciové trhy - denní zpráva	

Futures and Options

Related Futures -

Related Options -

Details

2024/09/18 16:35:00

Price

1,567.87 CZK

Difference

**-0.41%** (-6.42)

General attributes

ISIN XC0009698371

Symbol -

Country Czechia

Security type Index

Instruments in index 11

Market data

Open 1,571.91 CZK

High 1,575.42 CZK

Low 1,564.28 CZK

Close (prev. day) 1,574.29 CZK

Trading volume (m) -

Volume (pcs) -

Performance and Risk

	6m	1Y	3Y
Perf (%)	+6.32%	+16.27%	+20.61%
Perf (abs.)	+93.61	+220.33	+269.05
Beta	-	-	-
Volatility	11.51	9.78	14.91



Information about previous performance does not guarantee future performance.

Source: FactSet

Price data

Ø price 5 days Ø volume 5 days (pcs.)	1,574.81 CZK (0)
Ø price 30 days Ø volume 30 days (pcs.)	1,578.11 CZK (0)
Ø price 100 days Ø volume 100 days (pcs.)	1,565.57 CZK (0)
Ø price 250 days Ø volume 250 days (pcs.)	1,485.09 CZK (0)
YTD High date	1,619.09 CZK (2024/07/24)
YTD Low date	1,414.06 CZK (2024/01/02)
52 Weeks High date	1,619.09 CZK (2024/07/24)
52 Weeks Low date	1,325.12 CZK (2023/10/05)

Composition

Name  ISIN	Price	Diff %  Diff +/-	Performance 	Date Time	Turnover Pc.  Turnover Money 
CEZ AS CZ0005112300	855.00	0.00% 0.00		24/09/18 16:15:23	99,940 85,440,238.00
COLT CZ GROUP SE CZK0.10 CZ0009008942	620.00	0.00% 0.00		24/09/18 16:15:06	14,537 9,039,349.00
ERSTE GROUP BANK AG AT0000652011	1,191.00	-0.50% -6.00		24/09/18 16:16:32	24,367 29,130,249.50
GEVORKYAN A.S. NPV SK1000025322	260.00	0.00% 0.00		24/09/18 15:07:06	891 228,460.00
KOFOLA CESKOSLOVENSKO AS ... CZ0009000121	327.00	0.62% 2.00		24/09/18 16:15:20	5,263 1,727,774.00
KOMERCNI BANKA CZ0008019106	763.50	-0.59% -4.50		24/09/18 16:15:29	41,933 32,063,614.00
MONETA MONEY BANK A.S. CZ0008040318	110.00	0.00% 0.00		24/09/18 16:15:03	264,947 28,897,309.60
PHILIP MORRIS(CZ) CZK1000 CS0008418869	15,200.00	-0.39% -60.00		24/09/18 16:15:26	204 3,103,220.00
PHOTON ENERGY NV NL0010391108	37.00	-2.63% -1.00		24/09/18 13:37:23	8,578 322,119.00
PRIMOCO UAV SE CZK1 CZ0005135970	910.00	1.11% 10.00		24/09/18 09:52:04	98 88,230.00
VIENNA INSURANCE GROUP AT0000908504	753.00	-1.18% -9.00		24/09/18 13:50:51	1,180 889,195.00