

PX INDEX

ISIN: **XC0009698371** WKN: -

Overview

2024/08/12 16:35:00

Price

1,558.32 CZKDifference  0.23% (3.57)

General attributes

ISIN XC0009698371

Symbol -

Country Czechia

Instruments in index 11

Type of index Price Index

Security type Index

Market data

Open 1,554.75 CZK

High 1,561.99 CZK

Low 1,554.67 CZK

Close (prev. day) 1,554.75 CZK

Trading volume (m) -



Volume (pcs) -

Top 5

Name 	Price	+ - (%) 	Trend 
VIENNA INS...	29.80	+1.08 	
ERSTE GROU...	46.10	+0.48 	
KOMERCNI B...	756.50	+0.33 	
KOFOLA CES...	303.00	+0.33 	
COLT CZ GR...	657.00	+0.31 	

Intraday 1W 1M 6m 1Y 3Y

Flop 5

Name 	Price	+ - (%) 	Trend 
CEZ AS	894.00	-0.61 	

Intraday 1W 1M 6m 1Y 3Y

Futures and Options

Related Futures -

Related Options -

5Y














Information about previous performance does not guarantee future performance.

Source: FactSet

Recent research

on market

Date	Headline	Download 
2024/08/12	 Increase in food and recreation prices	
2024/08/12	 Corporate Credit Monitor CEE	
2024/08/12	 Inflace mírně vyšší	
2024/08/12	 Ranní restart: klid, nová rovnováha, a velká pětka	
2024/08/12	 Akciové trhy - denní zpráva	

Details

2024/08/12 16:35:00

Price

1,558.32 CZK

Difference



0.23% (3.57)

General attributes

ISIN XC0009698371

Symbol -

Country Czechia

Security type Index

Instruments in index 11

Market data

Open 1,554.75 CZK

High 1,561.99 CZK

Low 1,554.67 CZK

Close (prev. day) 1,554.75 CZK

Trading volume (m) -

Volume (pcs) -

Performance and Risk

	6m	1Y	3Y
Perf (%)	+6.39%	+14.62%	+22.43%
Perf (abs.)	+93.61	+198.76	+285.45
Beta	-	-	-
Volatility	11.80	9.92	14.92



Information about previous performance does not guarantee future performance.

Source: FactSet

Price data

Ø price 5 days Ø volume 5 days (pcs.)	1,550.51 CZK (0)
Ø price 30 days Ø volume 30 days (pcs.)	1,581.75 CZK (0)
Ø price 100 days Ø volume 100 days (pcs.)	1,552.29 CZK (0)
Ø price 250 days Ø volume 250 days (pcs.)	1,460.66 CZK (0)
YTD High date	1,619.09 CZK (2024/07/24)
YTD Low date	1,414.06 CZK (2024/01/02)
52 Weeks High date	1,619.09 CZK (2024/07/24)
52 Weeks Low date	1,316.94 CZK (2023/09/11)

Composition

Name  ISIN	Price	Diff %  Diff +/-	Performance 	Date Time	Turnover Pc.  Turnover Money 
CEZ AS CZ0005112300	894.00	-0.61% -5.50		24/08/12 16:24:25	74,938 66,800,756.50
COLT CZ GROUP SE CZK0.10 CZ0009008942	657.00	0.31% 2.00		24/08/12 16:15:05	8,376 5,491,720.00
ERSTE GROUP BANK AG AT0000652011	1,160.00	0.48% 5.50		24/08/12 16:18:54	26,778 30,995,369.00
GEVORKYAN A.S. NPV SK1000025322	256.00	0.00% 0.00		24/08/12 12:43:54	206 52,336.00
KOFOLO CESKOSLOVENSKO AS ... CZ0009000121	303.00	0.33% 1.00		24/08/12 15:58:50	1,898 574,205.00
KOMERCNI BANKA CZ0008019106	756.50	0.33% 2.50		24/08/12 16:23:44	57,796 43,790,513.50
MONETA MONEY BANK A.S. CZ0008040318	105.00	0.00% 0.00		24/08/12 16:16:08	106,986 11,242,219.60
PHILIP MORRIS(CZ) CZK1000 CS0008418869	15,160.00	0.26% 40.00		24/08/12 16:08:37	161 2,446,880.00
PHOTON ENERGY NV NL0010391108	41.40	0.24% 0.10		24/08/12 16:15:04	2,657 109,878.90
PRIMOCO UAV SE CZK1 CZ0005135970	850.00	0.00% 0.00		24/08/12 16:00:32	368 312,800.00
VIENNA INSURANCE GROUP AT0000908504	752.00	1.08% 8.00		24/08/12 16:15:12	814 611,641.00