

UBER TECHNOLOGIES INC.  
ISIN: US90353T1007      WKN: 90353T100

Overview

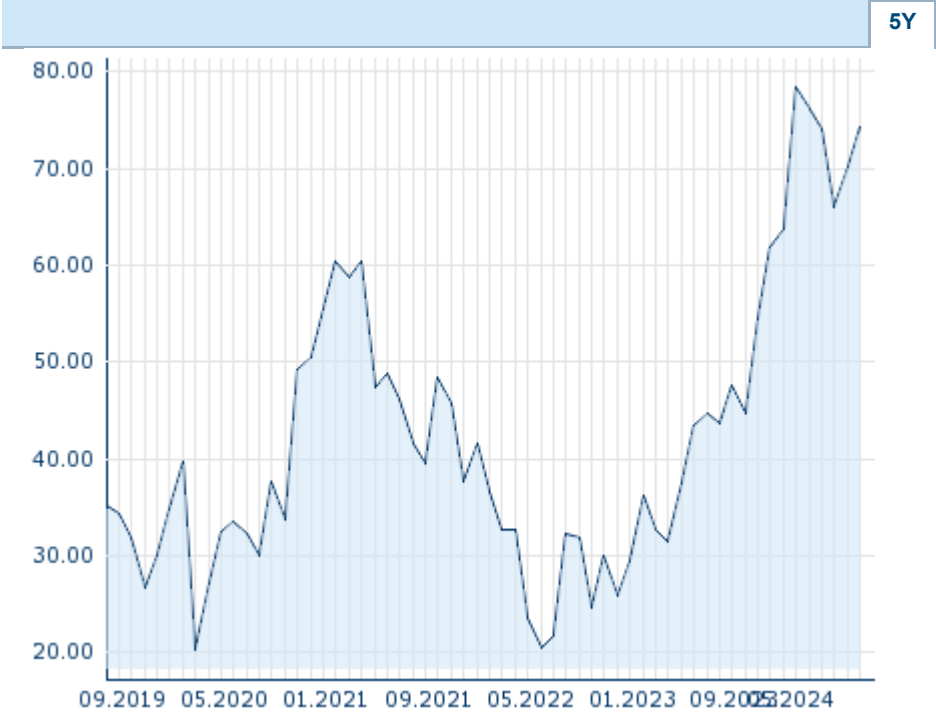
2024/07/16 22:00:02		
Price	74.30 USD	
Difference		2.78% (2.01)

General attributes	
ISIN	US90353T1007
Symbol	UBER
Exchange	NYSE
Currency	USD
Sector	Transport
Security type	Stock
Market cap (m)	142,412 EUR
Benchmark	S&P 500

Market data	
Bid (Bid size)	74.50 USD (1,000)
Ask (Ask size)	74.60 USD (100)
Open	73.11 USD
High	75.40 USD
Low	73.11 USD
Close (prev. day)	72.29 USD
VWAP	74.45033 USD
Volume (pcs)	17,528,998
Trading volume	1,305,198,198.85
Number of trades	166,655
Last size	-

Futures and Options	
Related Futures	15
Related Options	-

PDF Downloads	
Company report: UBER TECHNOLOGIES INC.	




Information about previous performance does not guarantee future performance.  
Source: FactSet

Recent research

on instrument	on sector	on market	
Date		Headline	Download
2024/07/12		Global Equity Ratings	
2024/06/21		Global Equity Ratings	
2024/06/14		Global Equity Ratings	
2024/05/29		Global Equity Ratings	
2024/04/26		Global Equity Ratings	

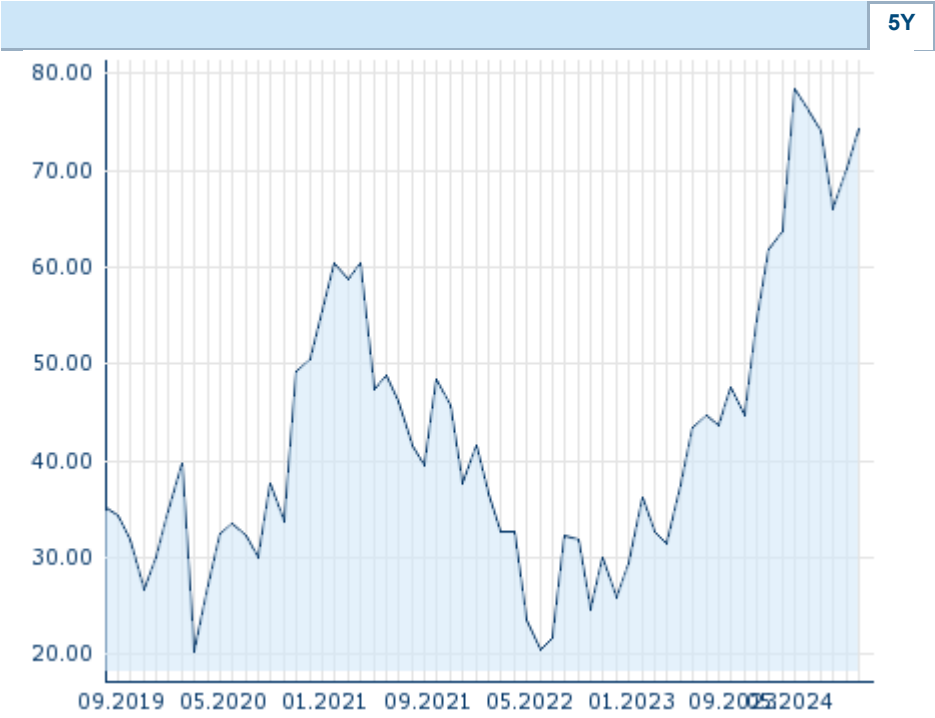
Details

2024/07/16 22:00:02		
Price	74.30 USD	
Difference		2.78% (2.01)

General attributes	
ISIN	US90353T1007
Symbol	UBER
Exchange	NYSE
Currency	USD
Sector	Transport
Security type	Stock
Market cap (m)	142,412 EUR
Benchmark	S&P 500

Market data	
Bid (Bid size)	74.50 USD (1,000)
Ask (Ask size)	74.60 USD (100)
Open	73.11 USD
High	75.40 USD
Low	73.11 USD
Close (prev. day)	72.29 USD
VWAP	74.45033 USD
Volume (pcs)	17,528,998
Trading volume	1,305,198,198.85
Number of trades	166,655
Last size	-

Performance and Risk			
	6m	1Y	3Y
Perf (%)	+16.40%	+70.97%	+74.10%
Perf (abs.)	+9.60	+28.29	+29.01
Beta	1.42	1.58	1.53
Volatility	35.81	33.34	47.57



Information about previous performance does not guarantee future performance.  
Source: FactSet

Price data	
Ø price 5 days   Ø volume 5 days (pcs.)	72.37 USD (17,405,288)
Ø price 30 days   Ø volume 30 days (pcs.)	70.34 USD (14,857,549)
Ø price 100 days   Ø volume 100 days (pcs.)	72.08 USD (17,053,858)
Ø price 250 days   Ø volume 250 days (pcs.)	60.93 USD (21,752,814)
YTD High   date	82.14 USD (2024/03/04)
YTD Low   date	57.22 USD (2024/01/05)
52 Weeks High   date	82.14 USD (2024/03/04)
52 Weeks Low   date	40.09 USD (2023/10/26)

All listings for UBER TECHNOLOGIES INC.					
Exchange 	Date	Time	Price	Trading volume (mio.)	Number of trades
Xetra	2024/07/16	17:35	68.50 EUR	0.13	31
Vienna Stock Exchange	2024/07/16	17:32	68.40 EUR	0.00	5
Tradegate	2024/07/17	08:27	68.32 EUR	0.00	2
Stuttgart	2024/07/17	08:05	68.15 EUR	0.00	1
SIX Swiss Exchange	2019/	17:36	48.00 CHF	0.00	1

	07/12					
SIX Swiss Exchange	2022/ 04/14	17:35	43.05 USD	0.00		1
NYSE	2024/ 07/16	22:00	74.30 USD	1,305.20		166,655
Munich	2024/ 07/17	08:01	68.13 EUR	0.00		1
London Stock Exchange	2024/ 07/16	17:35	74.35 USD	0.00		23
Hanover	2024/ 07/17	08:09	68.12 EUR	0.00		1
Hamburg	2024/ 07/17	08:06	68.13 EUR	0.00		1
Frankfurt	2024/ 07/17	08:13	68.08 EUR	0.00		1
Euronext Milan MTF Trading After Hours	2024/ 06/27	19:15	66.33 EUR	0.00		1
Euronext Milan MTF Global Equity Market	2024/ 07/16	17:44	68.39 EUR	0.00		1
Duesseldorf	2024/ 07/17	08:10	68.16 EUR	0.00		1
Berlin	2024/ 07/17	08:01	68.14 EUR	0.00		1

## Company profile

### Company Logo



### Contact Details

UBER TECHNOLOGIES INC.

--

1725 3rd Street - 94158 San Francisco

Telefon: +1-415-612-8582

Fax: +

E-mail: -

### PDF Downloads

Company report: UBER TECHNOLOGIES INC.



### Company Profile

Uber Technologies, Inc. is a technology platform, which engages in the development and operation of technology applications, network, and product to power movement from point A to point B. The firm offers ride services and merchants delivery service providers for meal preparation, grocery and other delivery services. It operates through the following segments: Mobility, Delivery, and Freight. The Mobility segment refers to products that connect consumers with Mobility Drivers who provide rides in a variety of vehicles, such as cars, auto rickshaws, motorbikes, minibuses, or taxis. The Delivery segment offers consumers to search for and discover local restaurants, order a meal, and either pick-up at the restaurant or have the meal delivered and, in certain markets, Delivery also includes offerings for grocery, alcohol and convenience store delivery and other goods. The Freight segment leverages proprietary technology, brand awareness, and experience revolutionizing industries to connect carriers with shippers on Uber's platform, and gives carriers upfront, transparent pricing and the ability to book a shipment. The company was founded by Oscar Salazar Gaitan, Travis Kalanick and Garrett Camp in 2009 and is headquartered in San Francisco, CA.

### Members of Management Board

Ronald Sugar	Chairman of Board of Directors
Alexander Rijn Wynaendts	Member of Board of Directors
Amanda Ginsberg	Member of Board of Directors
David Trujillo	Member of Board of Directors
John Thain	Member of Board of Directors
Revathi Advaiti	Member of Board of Directors
Robert Eckert	Member of Board of Directors
Turqi Alnowaiser	Member of Board of Directors
Ursula Burns	Member of Board of Directors
Wan Ling Martello	Member of Board of Directors
Dara Khosrowshahi	Chairman of Managing Board
Nikki Krishnamurthy	Member of Executive Committee
Prashanth Mahendra-Rajah	Member of Executive Committee
Sundeep Jain	Member of Executive Committee
Tony West	Member of Executive Committee