

## S&amp;P 500

ISIN: US78378X1072 WKN: -

## Overview

2024/07/26 23:09:24

Price

**5,459.10** USDDifference  1.11% (59.88)

## General attributes

ISIN US78378X1072

Symbol SP500

Country USA

Instruments in index 503

Type of index Price Index

Security type Index

## Market data

Open 5,433.67 USD

High 5,488.32 USD

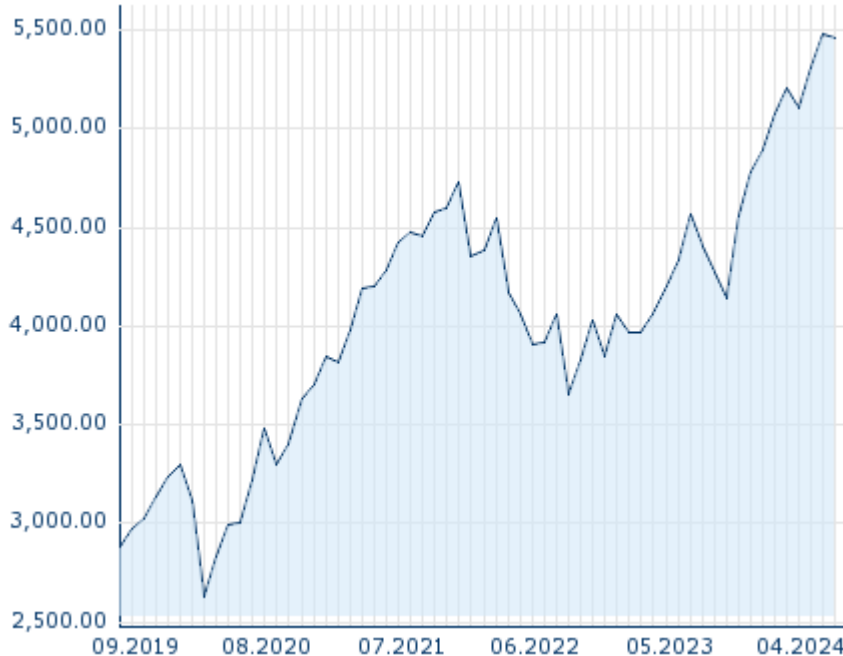
Low 5,430.70 USD

Close (prev. day) 5,399.22 USD

Trading volume (m) 2,629,669,887

Volume (pcs) 14,348,607,198,473

5Y



Information about previous performance does not guarantee future performance.

Source: FactSet

## Top 5

Name 	Price	+ - (%) 	Trend 
3M COMPANY	127.16	+22.99	
MOHAWK IND...	160.71	+19.49	
CHARTER CO...	367.62	+16.62	
BRISTOL-MY...	50.45	+11.44	
NORFOLK SO...	247.22	+10.91	

Intraday 1W 1M 6m 1Y 3Y

## Flop 5

Name 	Price	+ - (%) 	Trend 
DEXCOM INC...	64.00	-40.66	
BIOGEN IDE...	211.17	-7.15	
L3HARRIS T...	229.41	-5.70	
RESMED INC...	197.04	-5.42	
DAVITA INC...	137.41	-3.57	

Intraday 1W 1M 6m 1Y 3Y

## Recent research

on market

Date	Headline	Download 
2024/07/26	 Week Ahead	
2024/07/24	 Global Equity Ratings	
2024/07/19	 Week Ahead	
2024/07/12	 Week Ahead	
2024/07/12	 Global Equity Ratings	

**Futures and Options**

**Related Futures** -

**Related Options** -

## Details

2024/07/26 23:09:24

Price

**5,459.10** USD

Difference



1.11% (59.88)

## General attributes

ISIN US78378X1072

Symbol SP500

Country USA

Security type Index

Instruments in index 503

## Market data

Open 5,433.67 USD

High 5,488.32 USD

Low 5,430.70 USD

Close (prev. day) 5,399.22 USD

Trading volume (m) 2,629,669,887

Volume (pcs) 14,348,607,198,473

## Performance and Risk

	6m	1Y	3Y
Perf (%)	+11.62%	+19.54%	+23.44%
Perf (abs.)	+568.13	+892.35	+1,036.80
Beta	-	-	-
Volatility	11.57	11.70	17.45
















Information about previous performance does not guarantee future performance.

Source: FactSet

## Price data

Ø price 5 days   Ø volume 5 days (pcs.)	5,481.12 USD (2,813,255,190)
Ø price 30 days   Ø volume 30 days (pcs.)	5,523.22 USD (2,545,622,284)
Ø price 100 days   Ø volume 100 days (pcs.)	5,298.23 USD (2,349,809,612)
Ø price 250 days   Ø volume 250 days (pcs.)	4,883.33 USD (2,304,805,494)
YTD High   date	5,669.67 USD (2024/07/16)
YTD Low   date	4,682.11 USD (2024/01/05)
52 Weeks High   date	5,669.67 USD (2024/07/16)
52 Weeks Low   date	4,103.78 USD (2023/10/27)

## Composition

Name  ISIN	Price	Diff %  Diff +/-	Performance 	Date Time	Turnover Pc.  Turnover Money 
3M COMPANY US88579Y1010	127.16	22.99% 23.77		24/07/26 22:00:02	32,748,920 4,015,191,120.12
ABBOTT LABS US0028241000	105.24	-0.68% -0.72		24/07/26 22:00:02	8,611,560 908,637,023.52
ABBVIE INC. US00287Y1091	185.16	1.64% 2.99		24/07/26 22:00:02	6,948,832 1,288,843,136.17
ACCENTURE PLC IE00B4BNMY34	328.46	-0.50% -1.66		24/07/26 22:00:02	2,438,247 799,803,659.44
ADOBE INC. US00724F1012	542.44	1.93% 10.29		24/07/26 22:00:00	2,090,007 1,131,485,218.88
ADVANCED MICRO DEVICES IN... US0079031078	139.99	1.21% 1.67		24/07/26 22:00:00	49,435,825 6,919,118,399.43
AES CORP US00130H1059	17.52	1.68% 0.29		24/07/26 22:00:02	5,224,716 91,577,060.15
AFLAC INC. US0010551028	94.82	0.74% 0.70		24/07/26 22:00:01	1,146,715 108,725,832.40
AGILENT TECHNOLOGIES INC. US00846U1016	137.32	1.73% 2.34		24/07/26 22:00:01	1,717,670 236,582,700.69
AIR PRODUCTS & CHEMICALS ... US0091581068	260.98	0.90% 2.34		24/07/26 22:00:02	1,042,927 272,532,876.55
AIRBNB INC. CLASS A US0090661010	140.10	0.05% 0.07		24/07/26 22:00:00	5,101,418 714,280,058.58
AKAMAI TECHNOLOGIES INC. US00971T1016	96.97	0.62% 0.60		24/07/26 22:00:00	713,626 69,095,854.27
ALBEMARLE CORP US0126531013	92.80	1.98% 1.80		24/07/26 22:00:01	1,868,593 172,296,662.49
ALEXANDRIA REAL EST. EQU... US0152711091	118.92	2.51% 2.91		24/07/26 22:00:02	920,099 109,376,069.45
ALIGN TECHNOLOGY INC. US0162551016	220.45	-2.48% -5.60		24/07/26 22:00:00	1,185,768 262,752,484.54
ALLEGION PLC IE00BFRT3W74	136.77	2.93% 3.89		24/07/26 22:00:02	1,089,910 148,506,340.70
ALLIANT ENERGY CORP US0188021085	56.01	0.30% 0.17		24/07/26 22:00:00	1,263,404 70,699,195.98
ALLSTATE CORP US0200021014	169.17	2.28% 3.77		24/07/26 22:00:01	1,913,727 324,194,416.30
ALPHABET INC A US02079K3059	167.00	-0.17% -0.28		24/07/26 22:00:00	41,336,886 6,873,727,824.00
ALPHABET INC. CLASS C US02079K1079	168.68	-0.28% -0.48		24/07/26 22:00:00	25,150,116 4,226,117,339.87
ALTRIA GROUP INC. US02209S1033	50.43	1.27% 0.63		24/07/26 22:00:02	6,995,663 350,663,529.54
AMAZON.COM INC. US0231351067	182.50	1.47% 2.65		24/07/26 22:00:00	29,505,964 5,369,624,293.77
AMCOR PLC JE00BJ1F3079	10.38	2.27% 0.23		24/07/26 22:00:02	12,411,796 128,455,913.30
AMEREN CORP US0236081024	78.04	0.63% 0.49		24/07/26 22:00:02	976,386 76,165,773.16
AMERICAN AIRLINES GROUP I... US02376R1023	10.62	0.19% 0.02		24/07/26 22:00:00	45,684,501 478,180,296.43

AMERICAN ELECTRIC POWER C... US0255371017	96.45	0.64% 0.61	█	24/07/26 22:00:00	2,275,133 219,369,519.65
AMERICAN EXPRESS CO US0258161092	245.89	2.38% 5.71	█	24/07/26 22:00:02	2,174,459 532,847,382.53
AMERICAN INTERNATIONAL GR... US0268747849	77.24	2.64% 1.99	█	24/07/26 22:00:01	3,681,487 283,891,393.60
AMERICAN TOWER CORP US03027X1000	213.72	1.81% 3.80	█	24/07/26 22:00:02	1,548,313 329,753,817.14
AMERICAN WATER WORKS CORP... US0304201033	141.71	1.15% 1.61	█	24/07/26 22:00:02	645,036 91,378,158.03