

S&P 500

ISIN: US78378X1072 WKN: -

Overview

2024/07/16 23:45:08

Price

5,667.20 USDDifference  0.64% (35.98)

General attributes

ISIN	US78378X1072
Symbol	SP500
Country	USA
Instruments in index	503
Type of index	Price Index
Security type	Index

Market data

Open	5,644.09 USD
High	5,669.67 USD
Low	5,639.02 USD
Close (prev. day)	5,631.22 USD
Trading volume (m)	2,531,434,039
Volume (pcs)	14,322,008,996,901

Top 5

Name 	Price	+ - (%) 	Trend 
MOLINA HEA...	307.33	+8.22	
BUILDERS F...	165.44	+8.01	
WARNER BRO...	7.98	+7.55	
MATCH GROU...	34.41	+7.46	
STATE STRE...	84.82	+7.45	

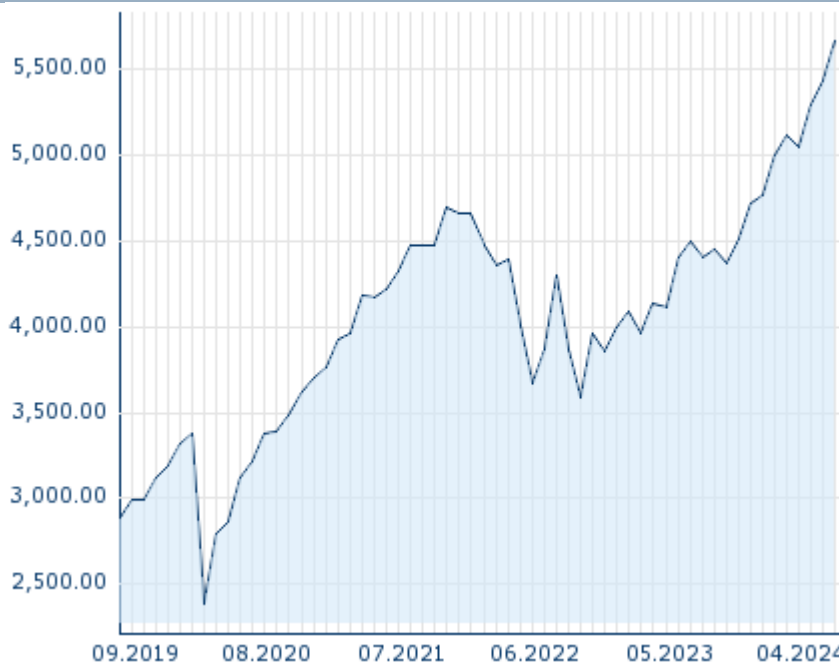
Intraday 1W 1M 6m 1Y 3Y

Flop 5

Name 	Price	+ - (%) 	Trend 
CHARLES SC...	67.43	-10.18	
RAYMOND JA...	113.51	-6.28	
CONSTELLAT...	204.88	-3.76	
AMERIPRISE...	429.05	-3.76	
PROGRESSIV...	210.00	-3.27	

Intraday 1W 1M 6m 1Y 3Y

5Y



Information about previous performance does not guarantee future performance.

Source: FactSet

Recent research

on market

Date	Headline	Download
2024/07/12	 Week Ahead	
2024/07/12	 Global Equity Ratings	
2024/07/09	 Political environment weighs on outlook	
2024/07/08	 Akciové trhy - denní zpráva	
2024/07/05	 Week Ahead	

Futures and Options

Related Futures -

Related Options -

Details

2024/07/16 23:45:08

Price

5,667.20 USDDifference  0.64% (35.98)

General attributes

ISIN US78378X1072

Symbol SP500

Country USA

Security type Index

Instruments in index 503

Market data

Open 5,644.09 USD

High 5,669.67 USD

Low 5,639.02 USD

Close (prev. day) 5,631.22 USD

Trading volume (m) 2,531,434,039

Volume (pcs) 14,322,008,996,901

Performance and Risk

	6m	1Y	3Y
Perf (%)	+18.91%	+25.79%	+30.97%
Perf (abs.)	+901.22	+1,161.78	+1,340.04
Beta	-	-	-
Volatility	10.66	11.24	17.40






Information about previous performance does not guarantee future performance.
Source: FactSet

Price data

Ø price 5 days Ø volume 5 days (pcs.)	5,626.44 USD (2,529,849,538)
Ø price 30 days Ø volume 30 days (pcs.)	5,488.69 USD (2,389,052,132)
Ø price 100 days Ø volume 100 days (pcs.)	5,265.47 USD (2,329,512,937)
Ø price 250 days Ø volume 250 days (pcs.)	4,849.44 USD (2,283,519,217)
YTD High date	5,669.67 USD (2024/07/16)
YTD Low date	4,682.11 USD (2024/01/05)
52 Weeks High date	5,669.67 USD (2024/07/16)
52 Weeks Low date	4,103.78 USD (2023/10/27)

Composition

Name  ISIN	Price	Diff %  Diff +/-	Performance 	Date Time	Turnover Pc.  Turnover Money 
3M COMPANY US88579Y1010	103.31	0.57% 0.59		24/07/16 22:00:02	3,609,174 371,146,770.03
ABBOTT LABS US0028241000	102.72	-0.23% -0.24		24/07/16 22:00:13	7,656,931 787,453,813.24
ABBVIE INC. US00287Y1091	169.20	0.70% 1.17		24/07/16 22:01:37	3,829,646 646,871,048.14
ACCENTURE PLC IE00B4BNMY34	325.00	2.24% 7.13		24/07/16 22:00:02	3,640,693 1,176,008,917.56
ADOBE INC. US00724F1012	566.54	0.15% 0.83		24/07/16 22:00:00	1,539,875 871,436,377.04
ADVANCED MICRO DEVICES IN... US0079031078	177.55	-1.26% -2.27		24/07/16 22:00:00	40,633,058 7,180,132,348.68
AES CORP US00130H1059	17.65	3.82% 0.65		24/07/16 22:00:02	7,590,060 132,317,911.96
AFLAC INC. US0010551028	93.55	0.19% 0.18		24/07/16 22:00:02	1,944,509 182,278,708.86
AGILENT TECHNOLOGIES INC. US00846U1016	136.06	3.85% 5.05		24/07/16 22:00:02	1,064,333 143,735,892.55
AIR PRODUCTS & CHEMICALS ... US0091581068	267.53	2.96% 7.69		24/07/16 22:00:02	1,210,761 322,456,267.07
AIRBNB INC. CLASS A US0090661010	151.26	2.74% 4.04		24/07/16 22:00:00	4,079,268 614,669,995.51
AKAMAI TECHNOLOGIES INC. US00971T1016	97.48	1.27% 1.22		24/07/16 22:00:00	1,181,052 114,612,279.41
ALBEMARLE CORP US0126531013	97.71	2.32% 2.22		24/07/16 22:00:02	2,586,747 248,988,042.37
ALEXANDRIA REAL EST. EQU... US0152711091	127.59	0.42% 0.53		24/07/16 22:00:02	687,764 87,916,396.11
ALIGN TECHNOLOGY INC. US0162551016	247.54	3.03% 7.27		24/07/16 22:00:00	693,785 170,018,673.23
ALLEGION PLC IE00BFRT3W74	128.02	4.32% 5.30		24/07/16 22:00:02	622,439 79,222,089.90
ALLIANT ENERGY CORP US0188021085	54.66	2.09% 1.12		24/07/16 22:00:00	1,528,748 83,265,432.36
ALLSTATE CORP US0200021014	167.81	0.54% 0.90		24/07/16 22:00:02	1,307,237 219,715,508.43
ALPHABET INC A US02079K3059	183.92	-1.40% -2.61		24/07/16 22:00:00	18,290,722 3,383,229,054.15
ALPHABET INC. CLASS C US02079K1079	185.50	-1.43% -2.69		24/07/16 22:00:00	12,760,102 2,380,214,677.82
ALTRIA GROUP INC. US02209S1033	48.03	0.65% 0.31		24/07/16 22:00:02	6,205,367 297,831,963.47
AMAZON.COM INC. US0231351067	193.02	0.16% 0.30		24/07/16 22:00:00	33,994,714 6,584,765,882.89
AMCOR PLC JE00BJ1F3079	10.07	2.34% 0.23		24/07/16 22:00:02	7,783,125 78,065,418.72
AMEREN CORP US0236081024	73.93	1.62% 1.18		24/07/16 22:00:02	931,344 68,598,512.85
AMERICAN AIRLINES GROUP I... US02376R1023	11.19	5.27% 0.56		24/07/16 22:00:00	48,708,679 540,120,072.64

AMERICAN ELECTRIC POWER C... US0255371017	91.85	1.00% 0.91	■	24/07/16 22:00:00	1,853,288 170,042,554.83
AMERICAN EXPRESS CO US0258161092	249.63	2.31% 5.63	■	24/07/16 22:00:02	3,074,640 762,656,296.12
AMERICAN INTERNATIONAL GR... US0268747849	78.29	0.86% 0.67	■	24/07/16 22:00:02	3,874,219 302,464,149.86
AMERICAN TOWER CORP US03027X1000	210.15	0.63% 1.31	■	24/07/16 22:00:02	1,329,375 278,484,200.50
AMERICAN WATER WORKS CORP... US0304201033	139.08	2.02% 2.75	■	24/07/16 22:00:02	670,059 92,933,013.31