

S&P 500

ISIN: US78378X1072 WKN: -

Overview

2024/04/23 22:54:19

Price

5,070.55 USDDifference  1.20% (59.95)

General attributes

ISIN	US78378X1072
Symbol	SP500
Country	USA
Instruments in index	503
Type of index	Price Index
Security type	Index

Market data

Open	5,028.85 USD
High	5,076.12 USD
Low	5,027.96 USD
Close (prev. day)	5,010.60 USD
Trading volume (m)	2,311,653,512
Volume (pcs)	11,707,290,199,149

Top 5

Name 	Price	+ - (%)	Trend 
GLOBE LIFE...	75.84	+14.23	
GE AEROSPA...	162.655	+8.30	
GE VERNOVA...	147.83	+8.15	
DANAHER CO...	253.11	+7.21	
SUPER MICR...	761.86	+6.25	

Intraday **1W** 1M 6m 1Y 3Y

Flop 5

Name 	Price	+ - (%)	Trend 
LKQ CORP	41.65	-14.88	
MSCI INC.	446.00	-13.43	
NUCOR CORP	174.54	-8.92	
INVESCO LT...	14.58	-6.42	

5Y



Information about previous performance does not guarantee future performance.

Source: FactSet

Recent research

on market			
Date		Headline	Download
2024/04/19		Week Ahead	
2024/04/12		Week Ahead	
2024/04/05		Week Ahead	
2024/04/03		Global Equity Ratings	
2024/03/28		Week Ahead	

W.R. BERKL... 79.08 -5.21 

Intraday 1W 1M 6m 1Y 3Y

Futures and Options

Related Futures -

Related Options -

Details

2024/04/23 22:54:19

Price

5,070.55 USD

Difference



1.20% (59.95)

General attributes

ISIN US78378X1072

Symbol SP500

Country USA

Security type Index

Instruments in index 503

Market data

Open 5,028.85 USD

High 5,076.12 USD

Low 5,027.96 USD

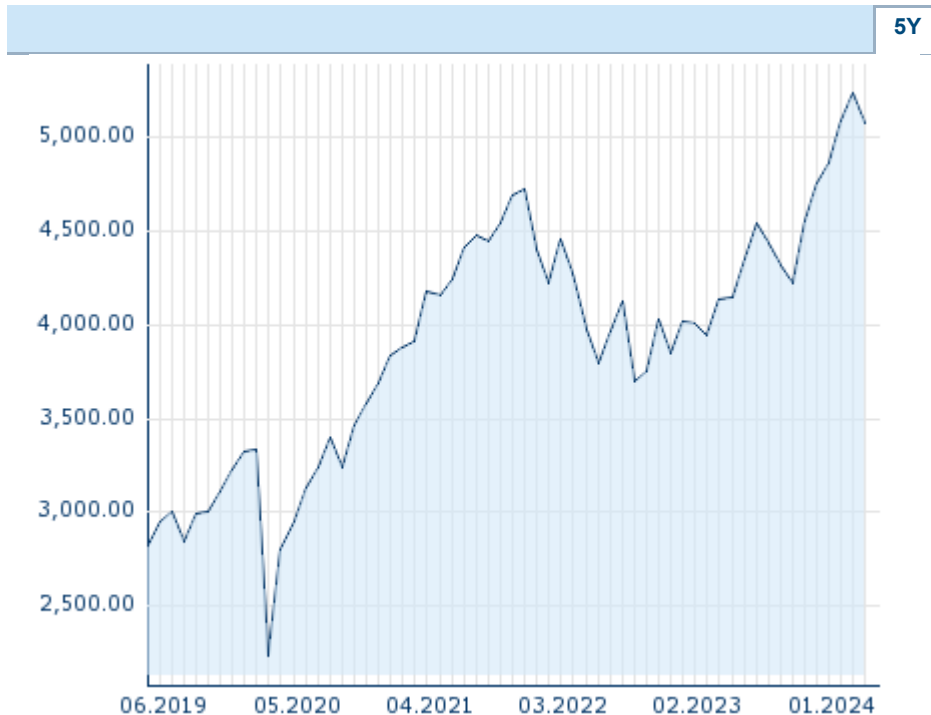
Close (prev. day) 5,010.60 USD

Trading volume (m) 2,311,653,512

Volume (pcs) 11,707,290,199,149

Performance and Risk






























	6m	1Y	3Y
Perf (%)	+18.62%	+21.22%	+21.18%
Perf (abs.)	+786.44	+877.08	+875.62
Beta	-	-	-
Volatility	11.66	11.90	17.47



Price data

Ø price 5 days Ø volume 5 days (pcs.)	5,012.51 USD (2,382,491,521)
Ø price 30 days Ø volume 30 days (pcs.)	5,158.39 USD (2,317,646,151)
Ø price 100 days Ø volume 100 days (pcs.)	4,959.10 USD (2,322,867,477)
Ø price 250 days Ø volume 250 days (pcs.)	4,610.35 USD (2,284,843,589)
YTD High date	5,264.85 USD (2024/03/28)
YTD Low date	4,682.11 USD (2024/01/05)
52 Weeks High date	5,264.85 USD (2024/03/28)
52 Weeks Low date	4,048.28 USD (2023/05/04)

Composition

Name  ISIN	Price	Diff %  Diff +/-	Performance 	Date Time	Turnover Pc.  Turnover Money 
3M COMPANY US88579Y1010	92.975	0.38% 0.36		24/04/23 22:00:04	3,728,756 347,670,503.73
ABBOTT LABORATORIES US0028241000	107.59	0.49% 0.52		24/04/23 22:00:02	3,849,264 414,340,575.81
ABBVIE INC. US00287Y1091	169.52	0.97% 1.63		24/04/23 22:00:02	4,083,420 692,581,566.38
ACCENTURE PLC IE00B4BNMY34	316.68	-0.23% -0.74		24/04/23 22:00:05	2,000,138 635,064,600.68
ADOBE INC. US00724F1012	472.92	1.29% 6.03		24/04/23 22:00:05	2,058,990 971,116,509.03
ADVANCED MICRO DEVICES IN... US0079031078	152.24	2.42% 3.60		24/04/23 22:00:05	45,923,192 6,999,374,531.04
AES CORP US00130H1059	17.12	2.51% 0.42		24/04/23 22:00:05	5,742,367 98,457,821.39
AFLAC INC. US0010551028	83.75	0.28% 0.23		24/04/23 22:00:01	1,764,459 147,814,010.65
AGILENT TECHNOLOGIES INC. US00846U1016	139.17	3.93% 5.26		24/04/23 22:00:04	1,979,441 274,686,045.29
AIR PRODUCTS & CHEMICALS ... US0091581068	233.71	-0.28% -0.65		24/04/23 22:00:05	1,175,210 274,569,467.97
AIRBNB INC. CLASS A US0090661010	160.95	2.77% 4.34		24/04/23 22:00:00	3,433,704 549,852,275.84
AKAMAI TECHNOLOGIES INC. US00971T1016	101.73	0.84% 0.85		24/04/23 22:00:05	996,354 101,410,292.20
ALBEMARLE CORP US0126531013	114.19	1.69% 1.90		24/04/23 22:00:04	1,778,155 203,638,563.91
ALEXANDRIA REAL EST. EQU... US0152711091	119.49	0.78% 0.92		24/04/23 22:00:01	1,239,747 148,898,700.76
ALIGN TECHNOLOGY INC. US0162551016	311.88	3.68% 11.06		24/04/23 22:00:00	621,299 192,573,454.53
ALLEGION PLC IE00BFRT3W74	126.97	1.24% 1.55		24/04/23 22:00:02	612,290 77,740,056.80
ALLIANT ENERGY CORP US0188021085	49.95	0.12% 0.06		24/04/23 22:00:06	1,644,046 82,327,256.77
ALLSTATE CORP US0200021014	175.23	-0.10% -0.18		24/04/23 22:00:06	1,410,817 247,747,813.95
ALPHABET INC A US02079K3059	158.27	1.27% 1.99		24/04/23 22:00:06	21,066,813 3,331,238,542.68
ALPHABET INC. CLASS C US02079K1079	159.92	1.25% 1.97		24/04/23 22:00:00	16,060,741 2,565,472,157.60
ALTRIA GROUP INC. US02209S1033	42.87	0.70% 0.30		24/04/23 22:00:03	18,912,992 810,771,100.71
AMAZON.COM INC. US0231351067	179.515	1.29% 2.29		24/04/23 22:00:06	36,865,879 6,581,515,316.40
AMCOR PLC JE00BJ1F3079	8.985	-0.50% -0.05		24/04/23 22:00:02	5,615,907 50,549,802.59
AMEREN CORP US0236081024	74.00	-0.51% -0.38		24/04/23 22:00:06	1,108,556 82,187,647.94
AMERICAN AIRLINES GROUP I... US02376R1023	14.22	-2.13% -0.31		24/04/23 22:00:05	40,165,285 572,943,826.25

AMERICAN ELECTRIC POWER C... US0255371017	85.545	0.76% 0.65		24/04/23 22:00:06	3,561,865 304,194,795.72
AMERICAN EXPRESS CO US0258161092	238.96	2.56% 5.96		24/04/23 22:01:09	4,682,659 1,114,155,572.74
AMERICAN INTERNATIONAL GR... US0268747849	74.95	-0.01% -0.01		24/04/23 22:00:03	3,010,745 225,872,431.56
AMERICAN TOWER CORP US03027X1000	174.22	1.11% 1.92		24/04/23 22:00:04	2,658,986 463,583,189.75
AMERICAN WATER WORKS CORP... US0304201033	119.87	0.51% 0.61		24/04/23 22:00:02	1,255,464 150,654,468.09