

NEXTERA ENERGY INC.

ISIN: US65339F1012 WKN: 65339F101


Overview

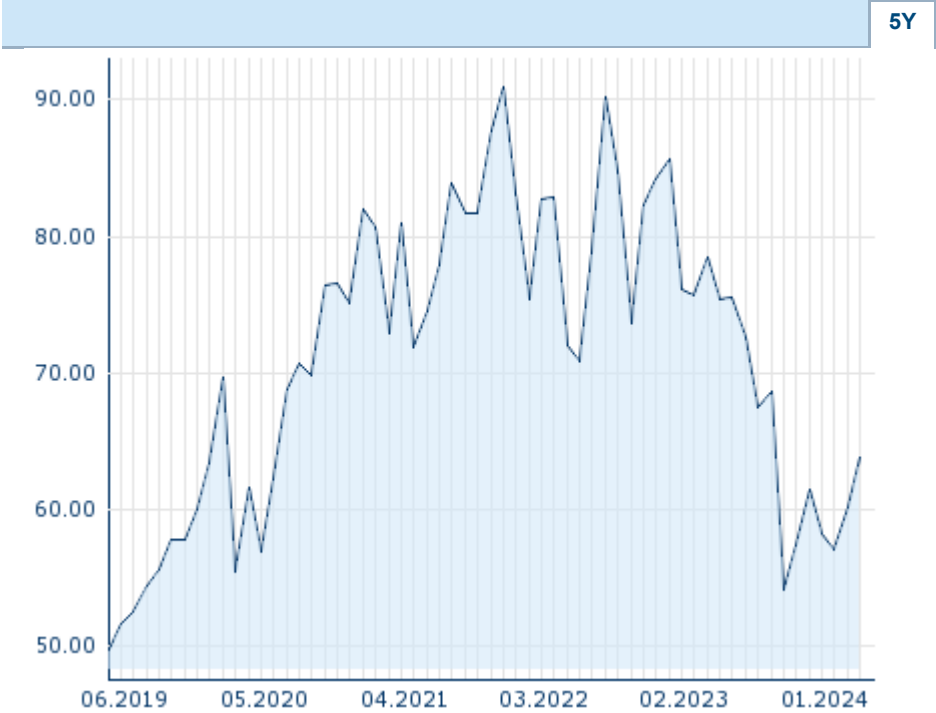
| | | |
|---------------------|---|--------------|
| 2024/04/17 22:00:02 | | |
| Price | 63.79 USD | |
| Difference |  | 3.39% (2.09) |

| | |
|--------------------|--------------|
| General attributes | |
| ISIN | US65339F1012 |
| Symbol | NEE |
| Exchange | NYSE |
| Currency | USD |
| Sector | Other |
| Security type | Stock |
| Market cap (m) | 122,723 EUR |
| Benchmark | S&P 500 |

| | |
|-------------------|-----------------|
| Market data | |
| Bid (Bid size) | 63.50 USD (100) |
| Ask (Ask size) | 63.87 USD (100) |
| Open | 62.24 USD |
| High | 63.92 USD |
| Low | 61.92 USD |
| Close (prev. day) | 61.70 USD |
| VWAP | 63.170689 USD |
| Volume (pcs) | 15,653,741 |
| Trading volume | 988,174,291.06 |
| Number of trades | 115,055 |
| Last size | - |

| | |
|---------------------|----|
| Futures and Options | |
| Related Futures | 15 |
| Related Options | - |

| | |
|-------------------------------------|---|
| PDF Downloads | |
| Company report: NEXTERA ENERGY INC. |  |




Information about previous performance does not guarantee future performance.
Source: FactSet

Recent research

| on instrument | on sector | on market | |
|---------------|---|-----------------------|---|
| Date | | Headline | Download |
| 2024/04/03 |  | Global Equity Ratings |  |
| 2024/03/13 |  | Global Equity Ratings |  |
| 2024/02/22 |  | Global Equity Ratings |  |
| 2024/02/14 |  | Global Equity Ratings |  |
| 2024/01/23 |  | Global Equity Ratings |  |

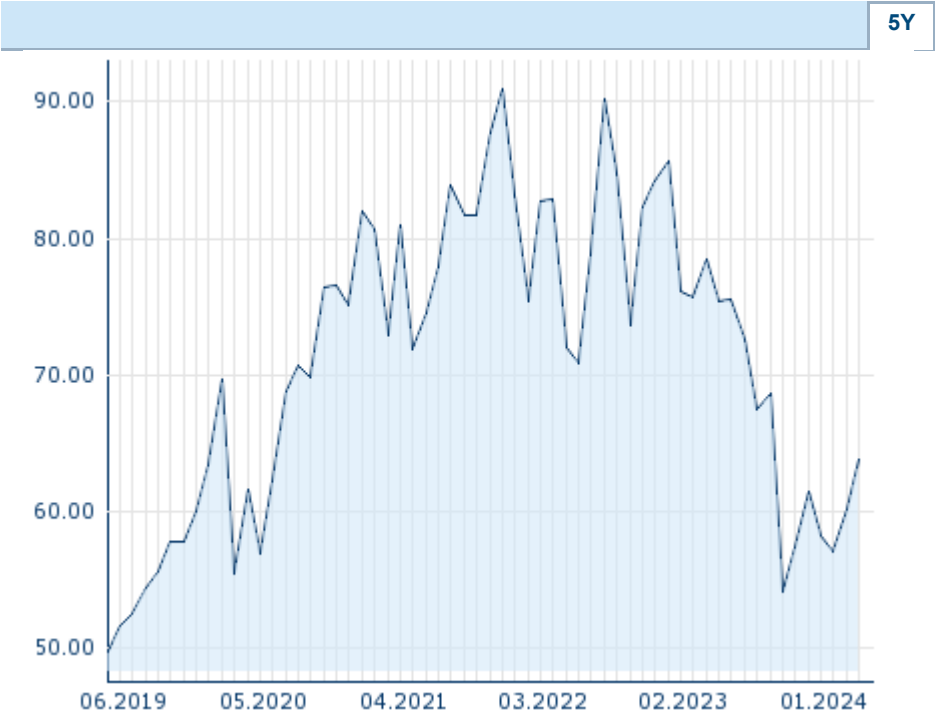
Details

| | | |
|---------------------|---|--------------|
| 2024/04/17 22:00:02 | | |
| Price | 63.79 USD | |
| Difference |  | 3.39% (2.09) |

| | |
|--------------------|--------------|
| General attributes | |
| ISIN | US65339F1012 |
| Symbol | NEE |
| Exchange | NYSE |
| Currency | USD |
| Sector | Other |
| Security type | Stock |
| Market cap (m) | 122,723 EUR |
| Benchmark | S&P 500 |

| | |
|-------------------|-----------------|
| Market data | |
| Bid (Bid size) | 63.50 USD (100) |
| Ask (Ask size) | 63.87 USD (100) |
| Open | 62.24 USD |
| High | 63.92 USD |
| Low | 61.92 USD |
| Close (prev. day) | 61.70 USD |
| VWAP | 63.170689 USD |
| Volume (pcs) | 15,653,741 |
| Trading volume | 988,174,291.06 |
| Number of trades | 115,055 |
| Last size | - |

| | | | |
|----------------------|---------|---------|---------|
| Performance and Risk | | | |
| | 6m | 1Y | 3Y |
| Perf (%) | +16.72% | -16.80% | -11.58% |
| Perf (abs.) | +8.56 | -12.07 | -7.83 |
| Beta | 0.81 | 0.63 | 0.70 |
| Volatility | 26.81 | 27.69 | 27.39 |



Information about previous performance does not guarantee future performance.
Source: FactSet

| | |
|---|------------------------|
| Price data | |
| Ø price 5 days Ø volume 5 days (pcs.) | 63.05 USD (11,916,015) |
| Ø price 30 days Ø volume 30 days (pcs.) | 61.62 USD (12,839,273) |
| Ø price 100 days Ø volume 100 days (pcs.) | 59.54 USD (11,735,750) |
| Ø price 250 days Ø volume 250 days (pcs.) | 64.43 USD (11,112,604) |
| YTD High date | 65.86 USD (2024/04/09) |
| YTD Low date | 53.95 USD (2024/03/04) |
| 52 Weeks High date | 79.78 USD (2023/04/21) |
| 52 Weeks Low date | 47.15 USD (2023/10/06) |

| | | | | | |
|--|------------|-------|-----------|-----------------------|------------------|
| All listings for NEXTERA ENERGY INC. | | | | | |
| Exchange  | Date | Time | Price | Trading volume (mio.) | Number of trades |
| Vienna Stock Exchange | 2024/04/17 | 17:32 | 58.68 EUR | 0.00 | 2 |
| Tradegate | 2024/04/17 | 22:26 | 59.77 EUR | 0.44 | 74 |
| Stuttgart | 2024/04/17 | 19:16 | 59.16 EUR | 0.03 | 13 |
| NYSE | 2024/04/17 | 22:00 | 63.79 USD | 988.17 | 115,055 |
| Munich | 2024/04/17 | 08:04 | 58.34 EUR | 0.00 | 1 |

| | | | | | | | |
|-----------------------|------------|-------|-----------|------|--|---|--|
| | 17 | | | | | | |
| London Stock Exchange | 2024/04/02 | 16:16 | 63.12 USD | 0.08 | | 2 | |
| Frankfurt | 2024/04/17 | 18:41 | 59.02 EUR | 0.06 | | 8 | |
| Duesseldorf | 2024/04/17 | 19:31 | 59.25 EUR | 0.00 | | 7 | |
| Berlin | 2024/04/17 | 08:08 | 57.98 EUR | 0.00 | | 1 | |

Company profile

Company Logo



Contact Details

NEXTERA ENERGY INC.

- -

700 Universe Boulevard - 33408-2657 Juno Beach

Telefon: +1-561-694-4000

Fax: +

E-mail: -

PDF Downloads

Company report: NEXTERA ENERGY INC. 

Company Profile

NextEra Energy, Inc. engages in the provision of renewable energy. It operates through the following segments: FPL and NEER. The FPL segment involves the generation, transmission, distribution, and sale of electric energy in Florida. The NEER segment produces electricity from clean and renewable sources, including wind and solar. The company was founded on December 28, 1925 and is headquartered in Juno Beach, FL.

Members of Management Board

| | |
|--------------------|-------------------------------|
| Kenneth Dunn | Member of Board of Directors |
| Amy Lane | Member of Board of Directors |
| Darryl Wilson | Member of Board of Directors |
| David Porges | Member of Board of Directors |
| Dev Stahlkopf | Member of Board of Directors |
| James Camaren | Member of Board of Directors |
| John Stall | Member of Board of Directors |
| Kirk Hachigian | Member of Board of Directors |
| Maria Henry | Member of Board of Directors |
| Naren Gursahaney | Member of Board of Directors |
| Nicole Arnaboldi | Member of Board of Directors |
| Sherry Barrat | Member of Board of Directors |
| John Ketchum | Chairman of Managing Board |
| Armando Pimentel | Member of Executive Committee |
| Charles E. Sieving | Member of Executive Committee |
| James May | Member of Executive Committee |
| Kirk Crews | Member of Executive Committee |
| Mark E. Hickson | Member of Executive Committee |
| Mark Lemasney | Member of Executive Committee |
| Rebecca J. Kujawa | Member of Executive Committee |
| Ron Reagan | Member of Executive Committee |

