

NASDAQ 100

ISIN: US6311011026

WKN: -

Overview

2024/04/22 23:16:25

Price

17,210.8856

USD

Difference



1.02% (173.24)

General attributes

ISIN	US6311011026
Symbol	-
Country	USA
Instruments in index	101
Type of index	Price Index
Security type	Index

Market data

Open	17,161.1090 USD
High	17,305.1530 USD
Low	17,010.2548 USD
Close (prev. day)	17,037.6457 USD
Trading volume (m)	781,790
Volume (pcs)	77,662,795,106

Top 5

Name	Price	+ - (%)	Trend
PDD HOLDIN...	124.14	+9.38	
NVIDIA COR...	795.18	+4.35	
MONGODB IN...	340.16	+3.88	
MODERNA IN...	104.46	+3.01	
LULULEMON ...	361.79	+2.64	

Intraday 1W 1M 6m 1Y 3Y

Flop 5

Name	Price	+ - (%)	Trend
TESLA INC.	142.05	-3.40	
TAKE-TWO I...	139.96	-0.46	
BAKER HUGH...	32.46	-0.43	
CISCO SYST...	48.14	-0.37	
DOLLAR TRE...	121.69	-0.28	

Intraday 1W 1M 6m 1Y 3Y

5Y



Information about previous performance does not guarantee future performance.

Source: FactSet

Recent research

on market

Date	Headline	Download
2024/04/19	Week Ahead	
2024/04/12	Week Ahead	
2024/04/05	Week Ahead	
2024/04/03	Global Equity Ratings	
2024/03/28	Week Ahead	

Futures and Options

Related Futures -

Related Options -

Details

2024/04/22 23:16:25

Price

17,210.8856

USD

Difference



1.02% (173.24)

General attributes

ISIN US6311011026

Symbol -

Country USA

Security type Index

Instruments in index 101

Market data

Open 17,161.1090 USD

High 17,305.1530 USD

Low 17,010.2548 USD

Close (prev. day) 17,037.6457 USD

Trading volume (m) 781,790

Volume (pcs) 77,662,795,106

Performance and Risk




























	6m	1Y	3Y
Perf (%)	+18.20%	+32.38%	+25.06%
Perf (abs.)	+2,650.01	+4,210.12	+3,448.53
Beta	-	-	-
Volatility	16.24	16.72	23.65



Price data

Ø price 5 days Ø volume 5 days (pcs.)	17,370.0262 USD (805,494)
Ø price 30 days Ø volume 30 days (pcs.)	17,990.5064 USD (847,456)
Ø price 100 days Ø volume 100 days (pcs.)	17,372.8003 USD (884,228)
Ø price 250 days Ø volume 250 days (pcs.)	15,848.2960 USD (911,707)
YTD High date	18,464.7036 USD (2024/03/21)
YTD Low date	16,249.1890 USD (2024/01/05)
52 Weeks High date	18,464.7036 USD (2024/03/21)
52 Weeks Low date	12,724.2429 USD (2023/04/25)

Composition

Name  ISIN	Price	Diff %  Diff +/-	Performance 	Date Time	Turnover Pc.  Turnover Money 
ADOBE INC. US00724F1012	466.89	0.40% 1.87		24/04/22 22:00:00	2,604,256 1,213,908,765.50
ADVANCED MICRO DEVICES IN... US0079031078	148.64	1.36% 2.00		24/04/22 22:00:00	49,397,034 7,305,277,960.01
AIRBNB INC. CLASS A US0090661010	156.61	1.03% 1.60		24/04/22 22:00:00	3,029,952 472,939,048.84
ALPHABET INC A US02079K3059	156.28	1.42% 2.19		24/04/22 22:00:00	26,446,206 4,126,252,172.41
ALPHABET INC. CLASS C US02079K1079	157.95	1.43% 2.23		24/04/22 22:00:00	17,243,870 2,717,802,176.69
AMAZON.COM INC. US0231351067	177.23	1.49% 2.60		24/04/22 22:00:00	37,924,890 6,702,218,079.14
AMERICAN ELECTRIC POWER C... US0255371017	84.90	0.83% 0.70		24/04/22 22:00:00	2,400,890 203,452,991.64
AMGEN INC. US0311621009	271.91	1.11% 2.98		24/04/22 22:00:00	2,165,755 588,612,787.28
ANALOG DEVICES INC. US0326541051	186.31	1.61% 2.95		24/04/22 22:00:00	3,557,814 662,719,140.24
ANSYS INC. US03662Q1058	324.81	0.84% 2.70		24/04/22 22:00:00	266,007 86,336,806.39
APPLE INC US0378331005	165.84	0.51% 0.84		24/04/22 22:00:00	48,116,443 7,985,309,450.47
APPLIED MATERIALS INC US0382221051	189.46	-0.16% -0.31		24/04/22 22:00:00	7,149,843 1,353,429,273.94
ASML HOLDING N.V. ADR USN070592100	872.05	1.46% 12.51		24/04/22 22:00:00	1,143,919 995,808,576.18
ASTRAZENECA PLC SPON. ADR US0463531089	70.13	2.30% 1.58		24/04/22 22:00:00	5,183,732 363,211,568.74
ATLISSIAN CORP. CLASS A US0494681010	194.27	1.42% 2.72		24/04/22 22:00:00	1,689,869 327,049,816.20
AUTODESK INC US0527691069	217.13	0.29% 0.63		24/04/22 22:00:00	1,776,476 385,240,585.59
AUTOMATIC DATA PROCESSING... US0530151036	246.31	1.23% 3.00		24/04/22 22:00:00	1,329,014 327,028,388.54
BAKER HUGHES INC. 'A' US05722G1004	32.46	-0.43% -0.14		24/04/22 22:00:00	4,991,558 161,920,192.18
BIOGEN IDEC INC. US09062X1037	194.11	-0.14% -0.27		24/04/22 22:00:00	1,119,536 217,423,652.66
BOOKING HOLDINGS INC. US09857L1089	3,463.00	1.41% 48.18		24/04/22 22:00:00	202,419 700,269,802.28
BROADCOM INC. US11135F1012	1,224.46	1.64% 19.75		24/04/22 22:00:00	2,516,218 3,068,077,897.05
CADENCE DESIGN SYSTEMS IN... US1273871087	285.02	1.70% 4.77		24/04/22 22:00:00	2,781,607 779,418,076.84
CDW CORP. US12514G1085	237.64	0.79% 1.86		24/04/22 22:00:00	526,072 124,892,712.89
CHARTER COMMUN INC US16119P1084	265.08	-0.05% -0.13		24/04/22 22:00:00	1,171,133 308,994,277.24
CINTAS CORP US1729081059	665.00	0.56% 3.71		24/04/22 22:00:00	401,633 267,562,684.42

CISCO SYSTEMS INC US17275R1023	48.14	-0.37% -0.18		24/04/22 22:00:00	20,135,728 970,867,585.18
COCA-COLA EUROPEAN PARTNE... GB00BDCPN049	69.10	2.25% 1.52	■	24/04/22 22:00:00	1,766,625 121,528,728.56
COGNIZANT TECHNOLOGY SOLU... US1924461023	68.20	1.13% 0.76	■	24/04/22 22:00:00	3,050,894 207,897,633.35
COMCAST CORP. CLASS A US20030N1019	40.57	0.82% 0.33	■	24/04/22 22:00:00	24,644,675 996,909,086.80
CONSTELLATION ENERGY CORP... US21037T1097	183.22	1.28% 2.32	■	24/04/22 22:00:00	2,327,715 422,918,345.75