


JPMORGAN CHASE & CO

ISIN: US46625H1005 WKN: 46625H100

Overview

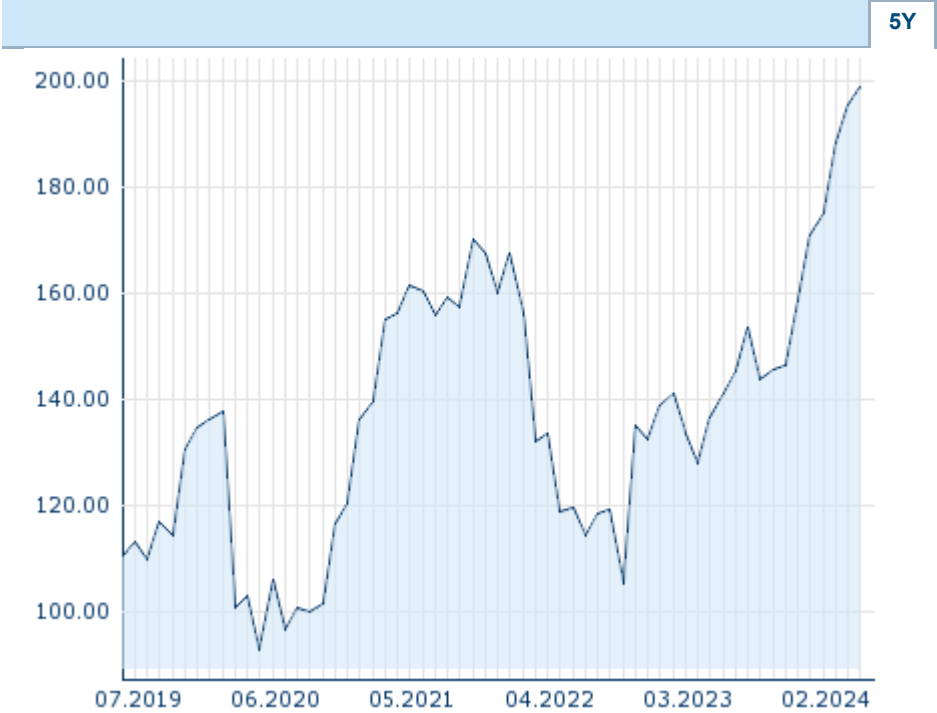
2024/05/10 22:00:02		
Price	198.77 USD	
Difference		0.64% (1.27)

General attributes	
ISIN	US46625H1005
Symbol	JPM
Exchange	NYSE
Currency	USD
Sector	Financial
Security type	Stock
Market cap (m)	529,427 EUR
Benchmark	S&P 500

Market data	
Bid (Bid size)	196.51 USD (100)
Ask (Ask size)	198.77 USD (2,300)
Open	198.54 USD
High	199.3399 USD
Low	198.27 USD
Close (prev. day)	197.50 USD
VWAP	198.861377 USD
Volume (pcs)	7,529,790
Trading volume	1,497,417,179.17
Number of trades	110,160
Last size	-

Futures and Options	
Related Futures	15
Related Options	-

PDF Downloads	
Company report: JPMORGAN CHASE & CO	




Information about previous performance does not guarantee future performance.
Source: FactSet

Recent research

on instrument	on sector	on market	
Date		Headline	Download
2024/04/26		Global Equity Ratings	
2024/04/03		Global Equity Ratings	
2024/03/13		Global Equity Ratings	
2024/02/22		Global Equity Ratings	
2024/02/14		Global Equity Ratings	

Details

2024/05/10 22:00:02		
Price	198.77 USD	
Difference		0.64% (1.27)

General attributes	
ISIN	US46625H1005
Symbol	JPM
Exchange	NYSE
Currency	USD
Sector	Financial
Security type	Stock
Market cap (m)	529,427 EUR
Benchmark	S&P 500

Market data	
Bid (Bid size)	196.51 USD (100)
Ask (Ask size)	198.77 USD (2,300)
Open	198.54 USD
High	199.3399 USD
Low	198.27 USD
Close (prev. day)	197.50 USD
VWAP	198.861377 USD
Volume (pcs)	7,529,790
Trading volume	1,497,417,179.17
Number of trades	110,160
Last size	-

Performance and Risk			
	6m	1Y	3Y
Perf (%)	+34.53%	+48.38%	+38.91%
Perf (abs.)	+47.34	+60.14	+51.66
Beta	0.64	0.75	0.88
Volatility	15.71	16.34	22.79



Information about previous performance does not guarantee future performance.
Source: FactSet

Price data	
Ø price 5 days Ø volume 5 days (pcs.)	195.13 USD (8,066,909)
Ø price 30 days Ø volume 30 days (pcs.)	192.18 USD (9,599,501)
Ø price 100 days Ø volume 100 days (pcs.)	182.87 USD (9,080,582)
Ø price 250 days Ø volume 250 days (pcs.)	161.47 USD (9,321,654)
YTD High date	200.94 USD (2024/04/01)
YTD Low date	164.30 USD (2024/01/16)
52 Weeks High date	200.94 USD (2024/04/01)
52 Weeks Low date	133.13 USD (2023/05/12)

All listings for JPMORGAN CHASE & CO					
Exchange 	Date	Time	Price	Trading volume (mio.)	Number of trades
Xetra	2024/05/10	17:35	184.64 EUR	0.12	29
Vienna Stock Exchange	2024/05/10	17:32	184.46 EUR	0.00	2
Tradegate	2024/05/10	22:26	184.50 EUR	1.03	66
Stuttgart	2024/05/10	16:10	184.68 EUR	0.01	6
SIX Swiss Exchange	2019/	17:35	107.86 CHF	0.00	1

	06/28					
SIX Swiss Exchange	2019/ 07/03	05:55	109.43 USD	0.00		1
NYSE	2024/ 05/10	22:00	198.77 USD	1,497.42		110,160
Munich	2024/ 05/10	15:23	183.74 EUR	0.01		3
London Stock Exchange	2024/ 05/10	17:35	198.80 USD	0.21		12
Hanover	2024/ 05/10	08:16	183.16 EUR	0.00		3
Hamburg	2024/ 05/10	08:15	183.20 EUR	0.00		3
Frankfurt	2024/ 05/10	19:27	184.18 EUR	0.38		27
Euronext Milan MTF Trading After Hours	2024/ 04/22	19:11	178.52 EUR	0.00		1
Euronext Milan MTF Global Equity Market	2024/ 05/10	17:44	184.52 EUR	0.01		3
Duesseldorf	2024/ 05/10	19:30	184.06 EUR	0.00		5
Berlin	2024/ 05/10	08:08	183.28 EUR	0.00		2

Company profile

Company Logo

JPMORGAN
CHASE & CO.

Contact Details

JPMORGAN CHASE & CO.

- -

383 Madison Avenue - 10179-0001 New York

Telefon: +1-212-270-6000

Fax: +

E-mail: -

PDF Downloads

Company report: JPMORGAN CHASE & CO 

Company Profile

JPMorgan Chase & Co. is a financial holding company, which engages in the provision of financial and investment banking services. The firm offers a range of investment banking products and services in all capital markets, including advising on corporate strategy and structure, capital raising in equity and debt markets, risk management, market making in cash securities and derivative instruments, and brokerage and research. It operates through the following business segments: Consumer and Community Banking (CCB), Corporate and Investment Bank (CIB), Commercial Banking (CB), Asset and Wealth Management (AWM), and Corporate. The CCB segment serves consumers and businesses through personal service at bank branches and through automated teller machines, online, mobile, and telephone banking. The CIB segment offers a suite of investment banking, market-making, prime brokerage, lending, and treasury and securities products and services to a global client base of corporations, investors, financial institutions, merchants, governments, and municipal entities. The CB segment provides comprehensive financial solutions, including lending, wholesale payments, investment banking and asset management products for middle market banking, corporate client banking, and commercial real estate banking. The AWM segment provides investment and wealth management services. The Corporate segment consists of treasury, chief investment office, and other corporate. The company was founded in 1968 and is headquartered in New York, NY.

Members of Management Board

Alex Gorsky	Member of Board of Directors
Alicia Boler-Davis	Member of Board of Directors
Linda Bammann	Member of Board of Directors
Mark Weinberger	Member of Board of Directors
Mellody Hobson	Member of Board of Directors
Michael Neal	Member of Board of Directors
Phebe Novakovic	Member of Board of Directors
Stephen Burke	Member of Board of Directors
Timothy Flynn	Member of Board of Directors
Todd Combs	Member of Board of Directors
Virginia Rometty	Member of Board of Directors
James Dimon	Chairman of Managing Board
Ashley Bacon	Member of Executive Committee
Daniel E. Pinto	Member of Executive Committee
Douglas B. Petno	Member of Executive Committee
Jeremy Barnum	Member of Executive Committee

Lori A. Beer	Member of Executive Committee
Marc Badrichani	Member of Executive Committee
Marianne Lake	Member of Executive Committee
Mary Callahan Erdoes	Member of Executive Committee
Peter L. Scher	Member of Executive Committee
Robin Leopold	Member of Executive Committee
Stacey Friedman	Member of Executive Committee