

ICICI BANK LTD. SPONS. ADR

ISIN: **US45104G1040** WKN: **45104G104**

Overview

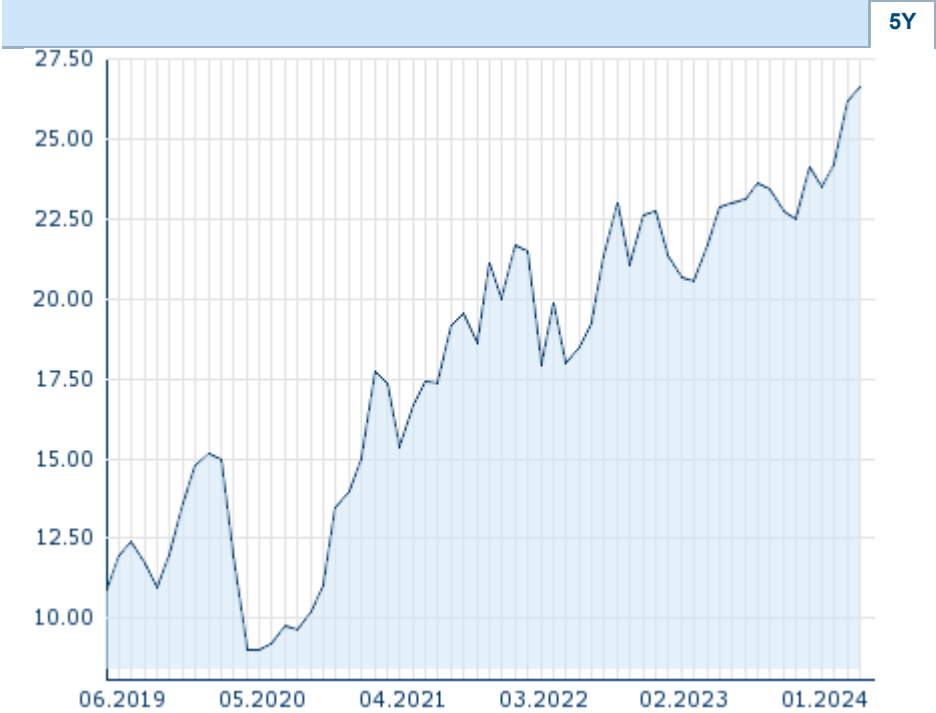
2024/04/10 21:45:35	
Price	26.42 USD
Difference	<div><div></div><div>-0.75% (-0.20)</div></div>

General attributes	
ISIN	US45104G1040
Symbol	IBN
Exchange	NYSE
Currency	USD
Sector	Financial
Security type	Stock
Market cap (m)	85,966 EUR
Benchmark	MSCI WORLD INDEX (STRD, UH)

Market data	
Bid (Bid size)	26.41 USD (5,600)
Ask (Ask size)	26.42 USD (5,700)
Open	26.46 USD
High	26.545 USD
Low	26.34 USD
Close (prev. day)	26.62 USD
VWAP	26.423216 USD
Volume (pcs)	2,701,227
Trading volume	71,372,635.30
Number of trades	23,921
Last size	615

Futures and Options	
Related Futures	-
Related Options	-

PDF Downloads	
Company report: ICICI BANK LTD. SPONS. ADR	<div><div></div></div>




Information about previous performance does not guarantee future performance.
Source: FactSet

Recent research

on instrument		on sector	
Date		Headline	Download
2024/04/03		Global Equity Ratings	<div><div></div></div>
2024/03/13		Global Equity Ratings	<div><div></div></div>
2024/02/22		Global Equity Ratings	<div><div></div></div>
2024/02/14		Global Equity Ratings	<div><div></div></div>
2024/01/23		Global Equity Ratings	<div><div></div></div>

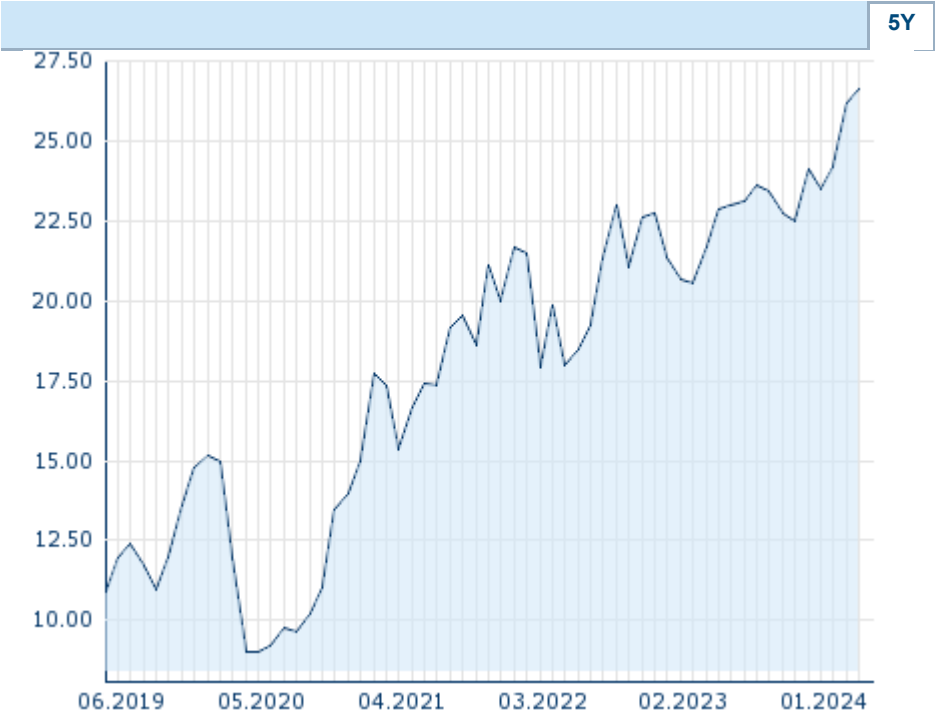
Details

2024/04/10 21:45:35		
Price	26.42 USD	
Difference		-0.75% (-0.20)

General attributes	
ISIN	US45104G1040
Symbol	IBN
Exchange	NYSE
Currency	USD
Sector	Financial
Security type	Stock
Market cap (m)	85,966 EUR
Benchmark	MSCI WORLD INDEX (STRD, UHD)

Market data	
Bid (Bid size)	26.41 USD (5,600)
Ask (Ask size)	26.42 USD (5,700)
Open	26.46 USD
High	26.545 USD
Low	26.34 USD
Close (prev. day)	26.62 USD
VWAP	26.423216 USD
Volume (pcs)	2,701,227
Trading volume	71,372,635.30
Number of trades	23,921
Last size	615

Performance and Risk			
	6m	1Y	3Y
Perf (%)	+16.96%	+22.67%	+73.19%
Perf (abs.)	+3.86	+4.92	+11.25
Beta	0.67	0.74	0.96
Volatility	21.10	18.36	25.41



Information about previous performance does not guarantee future performance.
Source: FactSet

Price data	
Ø price 5 days Ø volume 5 days (pcs.)	25.95 USD (6,491,702)
Ø price 30 days Ø volume 30 days (pcs.)	26.00 USD (5,723,839)
Ø price 100 days Ø volume 100 days (pcs.)	24.55 USD (6,169,962)
Ø price 250 days Ø volume 250 days (pcs.)	23.64 USD (4,869,261)
YTD High date	26.75 USD (2024/04/09)
YTD Low date	23.16 USD (2024/01/17)
52 Weeks High date	26.75 USD (2024/04/09)
52 Weeks Low date	21.22 USD (2023/04/10)

All listings for ICICI BANK LTD. SPONS. ADR						
Exchange 	Date	Time	Price	Trading volume (mio.)	Number of trades	
Tradegate	2024/04/10	20:45	24.80 EUR	0.03	7	
Stuttgart	2024/04/10	16:26	24.40 EUR	0.00	13	
NYSE	2024/04/10	21:45	26.42 USD	71.37	23,921	
Munich	2024/04/10	08:03	24.40 EUR	0.00	1	
London Stock	2024/02/	15:57	25.80 USD	0.07	1	

Exchange	22					
Frankfurt	2024/04/10	15:53	24.40	EUR	0.00	2
Duesseldorf	2024/04/10	19:30	24.40	EUR	0.00	5
Berlin	2024/04/10	08:08	24.20	EUR	0.00	1

Company profile

Company Logo



Contact Details

ICICI BANK LTD.

--

ICICI Bank Towers, Bandra-Kurla Complex -
400051 Mumbai

Telefon: +91-22-26536173

Fax: +91-22-26531122

E-mail: info@icicibank.com

PDF Downloads

Company report: ICICI BANK LTD.
SPONS. ADR



Company Profile

ICICI Bank Ltd. engages in the provision of banking and financial services, which includes retail banking, corporate banking, and treasury operations. It operates through the following segments: Retail Banking, Wholesale Banking, Treasury, Other Banking, Life Insurance, and Others. The Retail Banking segment includes exposures of the bank, which satisfy the four qualifying criteria of regulatory retail portfolio as stipulated by the Reserve Bank of India guidelines on the Basel III framework. The Wholesale Banking segment deals with all advances to trusts, partnership firms, companies, and statutory bodies, by the Bank which are not included in the Retail Banking segment. The Treasury segment handles the entire investment portfolio of the bank. The Other Banking segment comprises leasing operations and other items not attributable to any particular business segment of the bank. The Life Insurance segment represents results of ICICI Prudential Life Insurance Company Limited. The Others segment include ICICI Home Finance Company Limited, ICICI Venture, ICICI International Limited, ICICI Securities Primary Dealership Limited, ICICI Securities Limited, ICICI Securities Holdings Inc., ICICI Securities Inc., ICICI Prudential Asset Management Company Limited, ICICI Prudential Trust Limited, ICICI Investment Management Company Limited, ICICI Trusteeship Services Limited, and ICICI Prudential Pension Funds Management Company Limited. The company was founded in 1955 and is headquartered in Mumbai, India.

Members of Management Board

Sandeep Bakhshi	Chairman of Managing Board
Anup Bagchi	Member of Executive Committee
Sandeep Batra	Member of Executive Committee
Vishakha Mulye	Member of Executive Committee

Board of directors

Girish Chandra Chaturvedi	Chairman of Supervisory Board
Ajay Kumar Gupta	Member of Supervisory Board
Balasubramanyam Sriram	Member of Supervisory Board
Hari Lakshminarayan Mundra	Member of Supervisory Board
Neelam Dhawan	Member of Supervisory Board
Radhakrishnan Nair	Member of Supervisory Board
Rakesh Jha	Member of Supervisory Board
Sandeep Batra	Member of Supervisory Board
Subramanian Madhavan	Member of Supervisory Board
Uday Madhav Chitale	Member of Supervisory Board
Vibha Paul Rishi	Member of Supervisory Board