


FORD MOTOR COMPANY

ISIN: US3453708600      WKN: 345370860


Overview

2024/05/17 22:00:08		
Price	12.27 USD	
Difference		-0.89% (-0.11)

General attributes	
ISIN	US3453708600
Symbol	F
Exchange	NYSE
Currency	USD
Sector	Automotive
Security type	Stock
Market cap (m)	44,276 EUR
Benchmark	S&P 500

Market data	
Bid (Bid size)	12.27 USD (900)
Ask (Ask size)	12.29 USD (200)
Open	12.37 USD
High	12.38 USD
Low	12.25 USD
Close (prev. day)	12.38 USD
VWAP	12.294151 USD
Volume (pcs)	24,011,285
Trading volume	295,196,996.93
Number of trades	70,017
Last size	102

Futures and Options	
Related Futures	-
Related Options	-

PDF Downloads	
Company report: FORD MOTOR COMPANY	




Information about previous performance does not guarantee future performance.  
Source: FactSet

Recent research

on instrument	on sector	on market	
Date		Headline	Download
2022/05/04		Global Equity Ratings	
2022/04/27		Global Equity Ratings	
2022/04/14		Global Equity Ratings	
2022/03/29		Global Equity Ratings	
2022/03/10		Global Equity Ratings	

Details

2024/05/17 22:00:08		
Price	12.27 USD	
Difference		-0.89% (-0.11)

General attributes	
ISIN	US3453708600
Symbol	F
Exchange	NYSE
Currency	USD
Sector	Automotive
Security type	Stock
Market cap (m)	44,276 EUR
Benchmark	S&P 500

Market data	
Bid (Bid size)	12.27 USD (900)
Ask (Ask size)	12.29 USD (200)
Open	12.37 USD
High	12.38 USD
Low	12.25 USD
Close (prev. day)	12.38 USD
VWAP	12.294151 USD
Volume (pcs)	24,011,285
Trading volume	295,196,996.93
Number of trades	70,017
Last size	102

Performance and Risk			
	6m	1Y	3Y
Perf (%)	+20.37%	+7.04%	+13.52%
Perf (abs.)	+1.92	+0.75	+1.35
Beta	1.32	1.24	1.41
Volatility	30.93	32.85	40.12



Information about previous performance does not guarantee future performance.  
Source: FactSet

Price data	
Ø price 5 days   Ø volume 5 days (pcs.)	12.35 USD (43,439,214)
Ø price 30 days   Ø volume 30 days (pcs.)	12.52 USD (49,926,994)
Ø price 100 days   Ø volume 100 days (pcs.)	12.31 USD (52,180,266)
Ø price 250 days   Ø volume 250 days (pcs.)	12.30 USD (53,552,099)
YTD High   date	13.95 USD (2024/04/04)
YTD Low   date	10.83 USD (2024/01/19)
52 Weeks High   date	15.42 USD (2023/07/05)
52 Weeks Low   date	9.63 USD (2023/10/31)

Arbitrage views					
Exchange 	Date	Time	Price	Trading volume (mio.)	Number of trades
Xetra	2024/05/17	17:35	11.336 EUR	0.01	1
Vienna Stock Exchange	2024/05/17	17:32	11.326 EUR	0.00	2
Tradegate	2024/05/17	22:26	11.282 EUR	0.13	31
Stuttgart	2024/05/17	21:59	11.266 EUR	0.00	5
SIX Swiss Exchange	2019/	17:35	10.25 USD	0.00	1

	06/28					
SIX Swiss Exchange	2019/ 06/28	17:35	10.01 CHF	0.00	1	
NYSE	2024/ 05/17	22:00	12.27 USD	295.20	70,017	
Munich	2024/ 05/17	08:14	11.314 EUR	0.00	2	
London Stock Exchange	2024/ 05/17	17:35	12.32 USD	0.00	8	
Hanover	2024/ 05/17	08:26	11.216 EUR	0.00	3	
Hamburg	2024/ 05/17	08:09	11.214 EUR	0.00	3	
Frankfurt	2024/ 05/17	09:16	11.218 EUR	0.00	2	
Euronext Milan MTF Trading After Hours	-	-	-	0.00	-	
Euronext Milan MTF Global Equity Market	2024/ 05/17	17:44	11.332 EUR	0.00	1	
Duesseldorf	2024/ 05/17	19:30	11.306 EUR	0.00	7	
Berlin	2024/ 05/17	08:08	11.324 EUR	0.00	1	

## Company profile

### Company Logo



### Contact Details

FORD MOTOR CO.

--

One American Road, Suite 1026 -  
48126-2798 Dearborn

Telefon: +1-313-322-3000

Fax: +

E-mail: media@ford.com

### PDF Downloads

Company report: FORD MOTOR  
COMPANY



### Company Profile

Ford Motor Co. engages in the manufacture, distribution, and sale of automobiles. It operates through the following segments: Ford Blue, Ford Model E, Ford Pro, Ford Next, Ford Credit, and Corporate Other. The Ford Blue, Ford Model E, and Ford Pro segment includes the sale of Ford and Lincoln vehicles, service parts, and accessories, together with the associated costs to develop, manufacture, distribute, and service the vehicles, parts, and accessories. The Ford Next segment is involved in the expenses and investments for emerging business initiatives aimed at creating value for Ford in vehicle-adjacent market segments. The Ford Credit segment consists of the Ford Credit business on a consolidated basis, which is primarily vehicle-related financing and leasing activities. The Corporate Other segment refers to corporate governance expenses, past service pension and OPEB income and expense, interest income and gains and losses from cash, cash equivalents, and marketable securities, and foreign exchange derivatives gains, and losses associated with intercompany lending. The company was founded by Henry Ford on June 16, 1903 and is headquartered in Dearborn, MI.

### Members of Management Board

William Ford	Chairman of Board of Directors
Alexandra English	Member of Board of Directors
Beth Mooney	Member of Board of Directors
Henry Ford	Member of Board of Directors
John May	Member of Board of Directors
John Thornton	Member of Board of Directors
John Veihmeyer	Member of Board of Directors
John Weinberg	Member of Board of Directors
Jon Huntsman	Member of Board of Directors
Kimberly Casiano	Member of Board of Directors
Lynn Radakovich	Member of Board of Directors
William Helman	Member of Board of Directors
William Kennard	Member of Board of Directors
William Kozyra	Member of Board of Directors
James Duncan Farley, Jr.	Chairman of Managing Board
Anthony Lo	Member of Executive Committee
Bob Holycross	Member of Executive Committee
Christopher Smith	Member of Executive

	Committee
Doug Field	Member of Executive Committee
Elena Ford	Member of Executive Committee
Jennifer Waldo	Member of Executive Committee
John Lawler	Member of Executive Committee
Kumar Galhotra	Member of Executive Committee
Liz Door	Member of Executive Committee
Marin Gjaja	Member of Executive Committee