

STOXX GLOBAL 100 SELECT DIVIDEND(EUR)

ISIN: **US26063V1180** WKN: -

Overview

2024/08/07 17:13:15

Price

2,834.67 EURDifference  1.61% (44.97)

General attributes

ISIN	-
Symbol	-
Country	-
Instruments in index	0
Type of index	-
Security type	Index

Market data






Open	2,790.95 EUR
High	2,841.57 EUR
Low	2,789.62 EUR
Close (prev. day)	2,789.70 EUR
Trading volume (m)	-
Volume (pcs)	-

Top 5

Name 	Price	+ - (%)	Trend 
SUMITOMO M...	8,819.00	+10.24	
MIZUHO FIN...	2,818.50	+8.55	
DAIWA SECU...	983.00	+6.78	
JAPAN TOBA...	3,957.00	+5.02	
JFE HOLDIN...	1,847.50	+4.38	

Intraday **1W** 1M 6m 1Y 3Y


Flop 5

Name 	Price	+ - (%)	Trend 
SEMPRA ENE...	77.645	-2.10	
EVONIK IND...	18.425	-1.72	
SUN LIFE F...	65.45	-1.65	



Information about previous performance does not guarantee future performance.
Source: FactSet

GSK PLC 1,535.1852 -1.65 

J.M. SMUCK... 120.345 -1.63 

Intraday 1W 1M 6m 1Y 3Y

Futures and Options

Related Futures 3

Related Options -

Details

2024/08/07 17:13:15

Price

2,834.67 EUR

Difference



1.61% (44.97)

General attributes

ISIN	-
Symbol	-
Country	-
Security type	Index
Instruments in index	0

Market data

Open	2,790.95 EUR
High	2,841.57 EUR
Low	2,789.62 EUR
Close (prev. day)	2,789.70 EUR
Trading volume (m)	-
Volume (pcs)	-

Performance and Risk

	6m	1Y	3Y
Perf (%)	+0.37%	+4.10%	-6.09%
Perf (abs.)	+10.32	+109.96	-181.05
Beta	-	-	-
Volatility	10.19	10.00	10.62






Information about previous performance does not guarantee future performance.
Source: FactSet

Price data

Ø price 5 days Ø volume 5 days (pcs.)	2,871.86 EUR (0)
Ø price 30 days Ø volume 30 days (pcs.)	2,924.06 EUR (0)
Ø price 100 days Ø volume 100 days (pcs.)	2,912.20 EUR (0)
Ø price 250 days Ø volume 250 days (pcs.)	2,785.30 EUR (0)
YTD High date	3,019.47 EUR (2024/05/20)
YTD Low date	2,730.26 EUR (2024/01/18)
52 Weeks High date	3,458.93 EUR (2023/11/03)
52 Weeks Low date	2,509.95 EUR (2023/10/24)

Composition

Name  ISIN	Price	Diff %  Diff +/-	Performance 	Date Time	Turnover Pc.  Turnover Money 
A.P. MOLLER-MAERSK A/S CL... DK0010244425	10,230.00	-2.20% -230.00		24/08/07 16:59:51	7,420 75,654,715.00
ACS ACTIVIDADES DE CONSTR... ES0167050915	37.84	-0.26% -0.10		24/08/06 17:35:05	506,456 19,158,829.62
AGEAS SA/NV BE0974264930	41.68	3.32% 1.34		24/08/07 17:13:13	65,244 2,685,529.00
ALLIANZ SE DE0008404005	249.70	2.09% 5.10		24/08/07 17:13:09	374,661 92,930,021.50
AMGEN INC. US0311621009	315.435	-4.11% -13.52		24/08/07 17:13:22	1,363,541 429,908,032.08
ASR NEDERLAND N.V. NL0011872643	44.02	2.37% 1.02		24/08/07 17:13:10	169,877 7,431,083.00
BANK OF MONTREAL CA0636711016	111.43	-0.08% -0.09		24/08/07 17:12:59	1,639,214 185,168,342.90
BANK OF NOVA SCOTIA CA0641491075	62.79	0.43% 0.27		24/08/07 17:13:01	480,399 30,206,670.47
BENDIGO & ADELAIDE BANK L... AU000000BEN6	11.88	1.02% 0.12		24/08/07 08:10:03	1,294,266 15,362,006.45
BNP PARIBAS S.A. FR0000131104	59.86	3.51% 2.03		24/08/07 17:13:25	1,594,356 94,633,773.00
CANADIAN IMPERIAL BK OF C... CA1360691010	68.77	0.22% 0.15		24/08/07 17:13:03	385,991 26,644,537.29
CAPITALAND ASCENDAS REIT SG1M77906915	2.63	0.77% 0.02		24/08/07 11:05:02	10,523,451 27,771,948.93
CAPITALAND MALL TRUST SG1M51904654	2.07	1.47% 0.03		24/08/07 11:09:30	21,824,300 45,006,466.00
CARDINAL HEALTH INC. US14149Y1082	100.53	1.01% 1.01		24/08/07 17:13:25	294,417 29,459,939.71
CITIZENS FINANCIAL GROUP ... US1746101054	39.39	1.39% 0.54		24/08/07 17:13:26	1,016,541 40,307,651.60
CLP HOLDINGS LTD. HK0002007356	69.25	2.67% 1.80		24/08/07 10:08:28	4,772,748 329,004,621.45
CONAGRA BRANDS INC US2058871029	30.30	1.24% 0.37		24/08/07 17:13:23	672,038 20,230,571.47
CONSOLIDATED EDISON INC. US2091151041	101.835	0.94% 0.95		24/08/07 17:12:40	251,072 25,487,079.27
CONTACT ENERGY LTD NPV NZCENE0001S6	4.76	-% -		24/08/07 16:45:01	- -
COTERRA ENERGY INC. US1270971039	23.93	1.79% 0.42		24/08/07 17:13:25	1,071,241 25,607,415.48
COVIVIO SA FR0000064578	47.82	1.87% 0.88		24/08/07 17:13:04	30,300 1,443,477.00
CRÉDIT AGRICOLE S.A. FR0000045072	13.195	2.60% 0.34		24/08/07 17:13:15	2,925,603 38,481,864.00
DAIWA SECURITIES GROUP NP... JP3502200003	983.00	6.78% 62.40		24/08/07 08:00:00	12,171,500 118,211,117.00
DBS GROUP HOLDINGS LTD. SG1L01001701	33.65	2.75% 0.90		24/08/07 11:05:02	11,380,400 381,724,851.40
DTE ENERGY CORP US2333311072	121.20	1.79% 2.13		24/08/07 17:13:21	236,299 28,451,185.51

DUKE ENERGY CORP US26441C2044	114.54	1.43% 1.62		24/08/07 17:13:24	1,023,533 116,789,499.06
ELECTRICITÉ DE FRANCE FR0010242511	-	-% -		- -	- -
ENTERGY CORP US29364G1031	118.36	1.89% 2.20		24/08/07 17:13:16	661,785 77,247,885.60
EVONIK INDUSTRIES AG DE000EVNK013	18.425	0.93% 0.17		24/08/07 17:13:20	201,383 3,707,119.80
FIDELITY NATIONAL FINANCI... US31620R3030	54.875	2.70% 1.45		24/08/07 17:12:14	217,245 11,877,092.65