

STOXX GLOBAL 100 SELECT DIVIDEND(EUR)

ISIN: US26063V1180 WKN: -

Overview

2024/06/24 17:10:15

Price

2,926.26 EURDifference  0.55% (16.10)

General attributes

ISIN	-
Symbol	-
Country	-
Instruments in index	0
Type of index	-
Security type	Index

Market data

Open	2,906.11 EUR
High	2,927.71 EUR
Low	2,897.22 EUR
Close (prev. day)	2,910.16 EUR
Trading volume (m)	-
Volume (pcs)	-

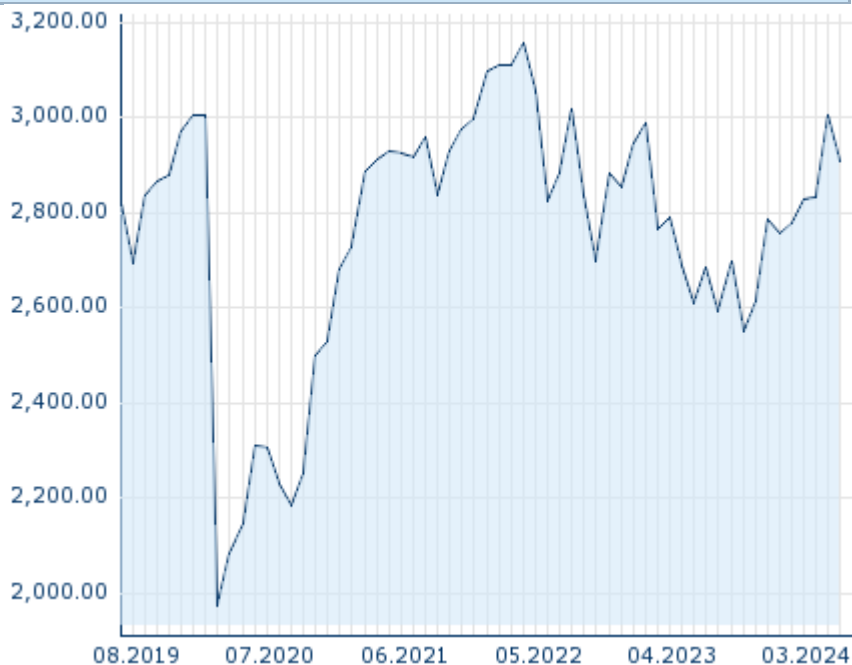
Top 5

Name 	Price	+ - (%)	Trend 
GILEAD SCI...	71.55	+3.18	
FORTUM COR...	14.515	+2.55	
HENDERSON ...	21.50	+1.42	
HASEKO COR...	1,760.50	+1.38	
POWER ASSE...	41.85	+1.33	

Intraday 1W 1M 6m 1Y 3Y

Flop 5

Name 	Price	+ - (%)	Trend 
HOLCIM LTD...	78.98	-3.48	
JB HI-FI L...	62.73	-2.27	
FORTESCUE ...	21.26	-2.07	
EVONIK IND...	19.105	-1.99	



Information about previous performance does not guarantee future performance.

Source: FactSet

ACS ACTIVI... 39.66 -1.83 

Intraday 1W 1M 6m 1Y 3Y

Futures and Options

Related Futures 2

Related Options -

Details

2024/06/24 17:10:15

Price

2,926.26 EUR

Difference



0.55% (16.10)

General attributes

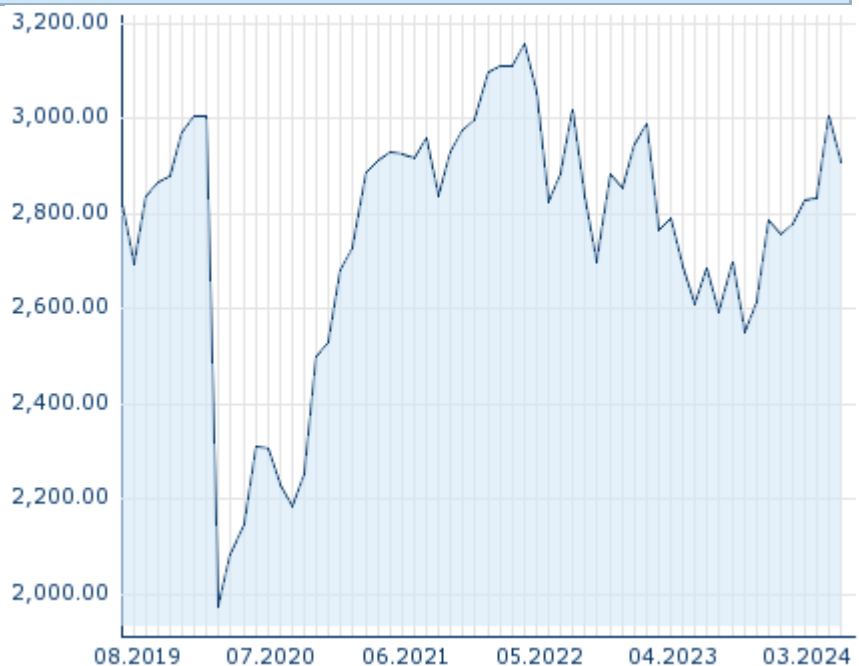
ISIN	-
Symbol	-
Country	-
Security type	Index
Instruments in index	0

Market data

Open	2,906.11 EUR
High	2,927.71 EUR
Low	2,897.22 EUR
Close (prev. day)	2,910.16 EUR
Trading volume (m)	-
Volume (pcs)	-

Performance and Risk

	6m	1Y	3Y
Perf (%)	+4.38%	+11.43%	-0.47%
Perf (abs.)	+122.02	+298.54	-13.78
Beta	-	-	-
Volatility	8.57	9.54	10.45




















Information about previous performance does not guarantee future performance.
Source: FactSet

Price data

Ø price 5 days Ø volume 5 days (pcs.)	2,900.52 EUR (0)
Ø price 30 days Ø volume 30 days (pcs.)	2,948.74 EUR (0)
Ø price 100 days Ø volume 100 days (pcs.)	2,863.54 EUR (0)
Ø price 250 days Ø volume 250 days (pcs.)	2,751.78 EUR (0)
YTD High date	3,019.47 EUR (2024/05/20)
YTD Low date	2,730.26 EUR (2024/01/18)
52 Weeks High date	3,458.93 EUR (2023/11/03)
52 Weeks Low date	2,509.95 EUR (2023/10/24)

Composition

Name  ISIN	Price	Diff %  Diff +/-	Performance 	Date Time	Turnover Pc.  Turnover Money 
A.P. MOLLER-MAERSK A/S CL... DK0010244425	11,460.00	0.26% 30.00		24/06/24 16:59:38	3,776 42,970,915.00
ACS ACTIVIDADES DE CONSTR... ES0167050915	39.66	-1.83% -0.74		24/06/21 17:35:02	1,984,314 78,707,433.04
AGEAS SA/NV BE0974264930	43.78	0.64% 0.28		24/06/24 17:09:55	79,077 3,447,308.00
ALLIANZ SE DE0008404005	260.90	0.50% 1.30		24/06/24 17:09:53	285,661 74,296,416.50
AMGEN INC. US0311621009	313.915	1.87% 5.76		24/06/24 17:10:20	426,411 133,002,561.92
ASR NEDERLAND N.V. NL0011872643	44.91	2.32% 1.02		24/06/24 17:10:06	291,657 13,009,661.00
ASSICURAZIONI GENERALI S.... IT0000062072	23.55	1.38% 0.32		24/06/24 17:09:01	1,329,142 31,283,082.00
BANK OF MONTREAL CA0636711016	115.88	0.87% 1.00		24/06/24 17:09:48	249,397 28,868,461.72
BANK OF NOVA SCOTIA CA0641491075	62.54	1.15% 0.71		24/06/24 17:09:47	729,643 45,631,029.12
BENDIGO & ADELAIDE BANK L... AU000000BEN6	11.38	0.44% 0.05		24/06/24 08:10:19	1,379,435 15,712,077.21
BNP PARIBAS S.A. FR0000131104	61.37	3.44% 2.04		24/06/24 17:10:20	1,785,325 107,806,742.00
CANADIAN IMPERIAL BK OF C... CA1360691010	65.77	1.12% 0.73		24/06/24 17:10:09	434,442 28,541,611.40
CAPITALAND ASCENDAS REIT SG1M77906915	2.54	0.40% 0.01		24/06/24 11:04:33	5,493,700 13,928,799.00
CAPITALAND MALL TRUST SG1M51904654	1.95	0.52% 0.01		24/06/24 11:06:05	11,453,257 22,242,950.58
CARDINAL HEALTH INC. US14149Y1082	104.875	0.23% 0.25		24/06/24 17:10:10	268,421 28,212,232.48
CITIZENS FINANCIAL GROUP ... US1746101054	35.45	1.96% 0.68		24/06/24 17:09:57	531,294 18,742,150.75
CLP HOLDINGS LTD. HK0002007356	63.30	-0.08% -0.05		24/06/24 10:08:13	1,992,744 126,028,406.00
CONAGRA BRANDS INC US2058871029	29.39	1.98% 0.57		24/06/24 17:10:10	724,560 21,189,374.24
CONSOLIDATED EDISON INC. US2091151041	91.53	1.32% 1.19		24/06/24 17:09:35	201,014 18,338,440.85
CONTACT ENERGY LTD NPV NZCENE0001S6	5.05	1.00% 0.05		24/06/24 16:45:01	- -
COTERRA ENERGY INC. US1270971039	27.385	2.87% 0.77		24/06/24 17:10:05	980,683 26,672,023.67
COVIVIO SA FR0000064578	46.14	0.87% 0.40		24/06/24 17:08:18	26,109 1,136,175.00
CRÉDIT AGRICOLE S.A. FR0000045072	13.315	2.23% 0.29		24/06/24 17:10:10	1,773,470 23,424,931.00
DAIWA SECURITIES GROUP NP... JP3502200003	1,164.00	0.00% 0.00		24/06/24 08:00:00	4,697,600 54,922,273.00
DBS GROUP HOLDINGS LTD. SG1L01001701	35.54	0.25% 0.09		24/06/24 11:09:39	2,936,900 104,199,582.00

DTE ENERGY CORP US2333311072	112.71	1.62% 1.80	■	24/06/24 17:10:12	73,782 8,279,321.60
DUKE ENERGY CORP US26441C2044	101.4258	1.59% 1.59	■	24/06/24 17:10:03	438,131 44,258,034.86
ELECTRICITÉ DE FRANCE FR0010242511	12.00	-% -		23/05/17 17:35:10	238,073 2,856,913.00
ENERGY CORP US29364G1031	108.01	2.08% 2.20	■	24/06/24 17:10:17	323,476 34,780,690.23
EVONIK INDUSTRIES AG DE000EVNK013	19.105	0.74% 0.14	■	24/06/24 17:10:04	256,731 4,890,401.93