

STOXX GLOBAL 100 SELECT DIVIDEND(EUR)

ISIN: **US26063V1180** WKN: -

Overview

2024/05/24 05:33:45

Price

2,965.59 EURDifference  -0.26% (-7.60)




General attributes

ISIN	-
Symbol	-
Country	-
Instruments in index	0
Type of index	-
Security type	Index

Market data

Open	2,973.17 EUR
High	2,973.42 EUR
Low	2,964.67 EUR
Close (prev. day)	2,973.19 EUR
Trading volume (m)	-
Volume (pcs)	-

Top 5

Name 	Price	+ - (%)	Trend 
INTERNATIO...	44.16	+6.06	
A.P. MOLLE...	11,100.00	+1.09	
UNITED OVE...	30.55	+1.06	
POWER CORP...	40.24	+0.88	
JAPAN POST...	1,457.50	+0.80	

Intraday **1W** 1M 6m 1Y 3Y


Flop 5

Name 	Price	+ - (%)	Trend 
NEW WORLD ...	9.04	-4.93	
TAG IMMOBI...	14.20	-4.51	
KEYCORP	14.46	-3.79	
XINYI GLAS...	9.45	-3.79	



Information about previous performance does not guarantee future performance.

Source: FactSet

WALGREENS ... 15.95 -3.16 

Intraday 1W 1M 6m 1Y 3Y

Futures and Options

Related Futures 3

Related Options -

Details

2024/05/24 05:33:45

Price

2,965.59 EUR

Difference

**-0.26%** (-7.60)

General attributes

ISIN	-
Symbol	-
Country	-
Security type	Index
Instruments in index	0

Market data

Open	2,973.17 EUR
High	2,973.42 EUR
Low	2,964.67 EUR
Close (prev. day)	2,973.19 EUR
Trading volume (m)	-
Volume (pcs)	-

Performance and Risk

	6m	1Y	3Y
Perf (%)	+13.37%	+10.57%	+1.42%
Perf (abs.)	+350.65	+284.31	+41.49
Beta	-	-	-
Volatility	8.53	9.73	10.39



5Y

Information about previous performance does not guarantee future performance.
Source: FactSet

Price data

Ø price 5 days Ø volume 5 days (pcs.)	2,997.76 EUR (0)
Ø price 30 days Ø volume 30 days (pcs.)	2,916.86 EUR (0)
Ø price 100 days Ø volume 100 days (pcs.)	2,833.41 EUR (0)
Ø price 250 days Ø volume 250 days (pcs.)	2,725.71 EUR (0)
YTD High date	3,019.47 EUR (2024/05/20)
YTD Low date	2,730.26 EUR (2024/01/18)
52 Weeks High date	3,458.93 EUR (2023/11/03)
52 Weeks Low date	2,509.95 EUR (2023/10/24)

Composition

Name  ISIN	Price	Diff %  Diff +/-	Performance 	Date Time	Turnover Pc.  Turnover Money 
A.P. MOLLER-MAERSK A/S CL... DK0010244425	11,100.00	1.09% 120.00		24/05/23 16:59:48	3,884 43,135,505.00
ACS ACTIVIDADES DE CONSTR... ES0167050915	39.74	-0.20% -0.08		24/05/23 17:35:21	313,911 12,483,079.72
AGEAS SA/NV BE0974264930	47.50	0.59% 0.28		24/05/23 17:35:17	333,398 15,868,323.00
ALLIANZ SE DE0008404005	264.00	-0.98% -2.60		24/05/23 17:37:28	510,475 135,221,331.70
AMGEN INC. US0311621009	306.50	-0.94% -2.91		24/05/23 22:00:00	2,139,729 658,477,275.69
ASR NEDERLAND N.V. NL0011872643	47.95	-0.97% -0.47		24/05/23 17:35:25	318,128 15,294,141.00
ASSICURAZIONI GENERALI S.... IT0000062072	23.37	0.00% 0.00		24/05/23 17:44:59	3,066,088 71,708,052.00
BANK OF MONTREAL CA0636711016	129.87	0.41% 0.53		24/05/23 22:00:00	2,995,932 388,906,007.52
BANK OF NOVA SCOTIA CA0641491075	64.98	-0.28% -0.18		24/05/23 22:00:00	2,294,778 149,213,827.66
BENDIGO & ADELAIDE BANK L... AU000000BEN6	10.99	-0.27% -0.03		24/05/23 08:10:20	1,485,486 16,335,614.60
BNP PARIBAS S.A. FR0000131104	67.09	-0.64% -0.43		24/05/23 17:35:10	1,593,552 106,890,136.00
CANADIAN IMPERIAL BK OF C... CA1360691010	66.19	-0.17% -0.11		24/05/23 22:00:00	3,314,268 219,357,920.55
CAPITALAND ASCENDAS REIT SG1M77906915	2.66	0.76% 0.02		24/05/23 11:06:03	21,234,000 56,680,181.00
CAPITALAND MALL TRUST SG1M51904654	1.99	0.00% 0.00		24/05/23 11:04:13	14,447,800 28,766,568.00
CARDINAL HEALTH INC. US14149Y1082	96.05	-0.28% -0.27		24/05/23 22:00:02	2,058,950 198,130,665.50
CITIZENS FINANCIAL GROUP ... US1746101054	35.12	-2.20% -0.79		24/05/23 22:00:02	3,425,807 120,773,515.50
CLP HOLDINGS LTD. HK0002007356	65.65	-1.13% -0.75		24/05/24 05:31:37	645,829 42,614,324.45
CONAGRA BRANDS INC US2058871029	30.44	-1.04% -0.32		24/05/23 22:00:02	2,276,524 69,371,745.84
CONSOLIDATED EDISON INC. US2091151041	93.87	-2.35% -2.26		24/05/23 22:00:02	2,056,720 194,181,863.45
CONTACT ENERGY LTD NPV NZCENE0001S6	5.05	3.48% 0.17		24/05/23 16:45:01	- -
COTERRA ENERGY INC. US1270971039	27.07	-1.53% -0.42		24/05/23 22:00:02	5,679,763 154,400,049.84
COVIVIO SA FR0000064578	49.44	-2.58% -1.31		24/05/23 17:36:01	135,559 6,738,857.00
CRÉDIT AGRICOLE S.A. FR0000045072	15.725	0.06% 0.01		24/05/23 17:35:13	2,862,682 44,941,462.00
DAIWA SECURITIES GROUP NP... JP3502200003	1,132.00	0.22% 2.50		24/05/23 08:00:00	6,589,100 74,395,105.00
DBS GROUP HOLDINGS LTD. SG1L01001701	35.85	0.48% 0.17		24/05/23 11:04:13	4,016,200 143,793,717.00

STOXX GLOBAL 100 SELECT DIVIDEND(EUR)

DTE ENERGY CORP US2333311072	112.06	-2.61% -3.00		24/05/23 22:00:02	733,842 82,568,263.25
DUKE ENERGY CORP US26441C2044	101.79	-1.60% -1.65		24/05/23 22:00:02	2,529,900 258,215,570.65
ELECTRICITÉ DE FRANCE FR0010242511	12.00	-% -		23/05/17 17:35:10	238,073 2,856,913.00
ENTERGY CORP US29364G1031	109.40	-2.93% -3.30		24/05/23 22:00:02	1,628,062 179,140,279.30
EVONIK INDUSTRIES AG DE000EVNK013	20.20	0.20% 0.04		24/05/23 17:41:27	1,330,581 26,856,315.35