

STOXX GLOBAL 100 SELECT DIVIDEND(EUR)

ISIN: **US26063V1180** WKN: -

Overview

2024/05/13 04:00:45

Price

2,974.94 EURDifference  0.05% (1.37)









General attributes

ISIN	-
Symbol	-
Country	-
Instruments in index	0
Type of index	-
Security type	Index

Market data

Open	2,971.17 EUR
High	2,975.06 EUR
Low	2,967.53 EUR
Close (prev. day)	2,973.57 EUR
Trading volume (m)	-
Volume (pcs)	-

Top 5

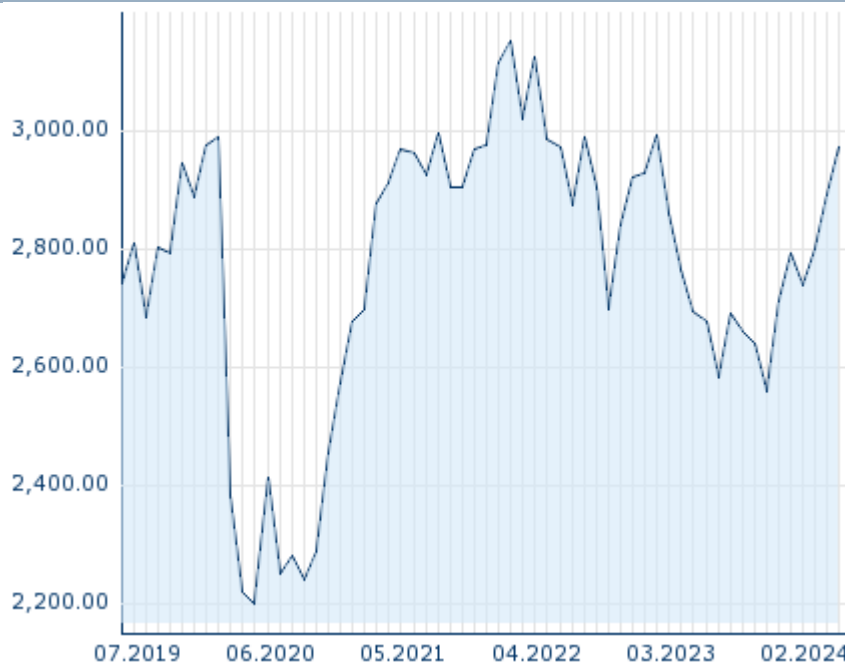
Name 	Price	+ - (%) 	Trend 
NEW WORLD ...	9.12	+5.45 	
POWER ASSE...	47.05	+3.78 	
SUN HUNG K...	77.10	+3.56 	
MITSUI O.S...	4,969.00	+3.18 	
HENDERSON ...	24.85	+2.69 	

Intraday 1W 1M 6m 1Y 3Y

Flop 5

Name 	Price	+ - (%) 	Trend 
SUN LIFE F...	68.51	-6.70 	
INTERNATIO...	38.58	-3.16 	
NIPPON STE...	3,310.00	-2.93 	
FIDELITY N...	51.53	-2.05 	

5Y



Information about previous performance does not guarantee future performance.

Source: FactSet

JB HI-FI L...	56.29	-1.68			
Intraday	1W	1M	6m	1Y	3Y

Futures and Options	
Related Futures	3
Related Options	-

Details

2024/05/13 04:00:45

Price

2,974.94 EUR

Difference



0.05% (1.37)

General attributes

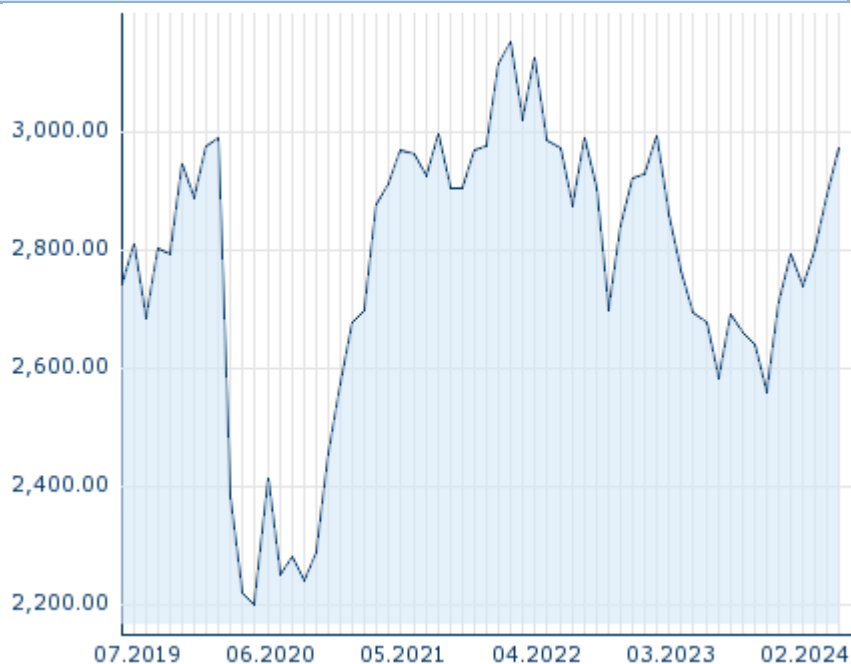
ISIN	-
Symbol	-
Country	-
Security type	Index
Instruments in index	0

Market data

Open	2,971.17 EUR
High	2,975.06 EUR
Low	2,967.53 EUR
Close (prev. day)	2,973.57 EUR
Trading volume (m)	-
Volume (pcs)	-

Performance and Risk

	6m	1Y	3Y
Perf (%)	+16.19%	+10.31%	+0.15%
Perf (abs.)	+414.34	+278.00	+4.34
Beta	-	-	-
Volatility	8.66	9.81	10.39



5Y

Information about previous performance does not guarantee future performance.
Source: FactSet

Price data

Ø price 5 days Ø volume 5 days (pcs.)	2,953.03 EUR (0)
Ø price 30 days Ø volume 30 days (pcs.)	2,882.03 EUR (0)
Ø price 100 days Ø volume 100 days (pcs.)	2,817.65 EUR (0)
Ø price 250 days Ø volume 250 days (pcs.)	2,713.08 EUR (0)
YTD High date	2,976.37 EUR (2024/05/10)
YTD Low date	2,730.26 EUR (2024/01/18)
52 Weeks High date	3,458.93 EUR (2023/11/03)
52 Weeks Low date	2,509.95 EUR (2023/10/24)

Composition

Name  ISIN	Price	Diff %  Diff +/-	Performance 	Date Time	Turnover Pc.  Turnover Money 
A.P. MOLLER-MAERSK A/S CL... DK0010244425	10,160.00	2.11% 210.00		24/05/08 16:59:52	6,362 63,984,135.00
ACS ACTIVIDADES DE CONSTR... ES0167050915	39.00	0.10% 0.04		24/05/10 17:35:20	495,022 19,293,448.60
AGEAS SA/NV BE0974264930	45.86	1.69% 0.76		24/05/10 17:35:05	352,688 16,128,459.00
ALLIANZ SE DE0008404005	265.50	0.84% 2.20		24/05/10 17:36:34	938,812 249,384,835.50
AMGEN INC. US0311621009	310.15	-0.87% -2.71		24/05/10 22:00:00	2,611,880 814,971,317.85
ASR NEDERLAND N.V. NL0011872643	48.68	0.75% 0.36		24/05/10 17:37:43	396,923 19,336,247.00
ASSICURAZIONI GENERALI S.... IT0000062072	24.40	0.00% 0.00		24/05/10 17:44:59	4,344,346 105,837,876.00
BANK OF MONTREAL CA0636711016	128.16	0.57% 0.73		24/05/10 22:00:00	1,771,983 227,085,625.67
BANK OF NOVA SCOTIA CA0641491075	65.67	0.18% 0.12		24/05/10 22:00:00	1,934,518 127,042,082.54
BENDIGO & ADELAIDE BANK L... AU000000BEN6	9.93	0.40% 0.04		24/05/10 08:10:45	536,505 5,329,440.22
BNP PARIBAS S.A. FR0000131104	71.20	0.84% 0.59		24/05/10 17:35:35	2,520,057 179,451,310.00
CANADIAN IMPERIAL BK OF C... CA1360691010	67.55	0.55% 0.37		24/05/10 22:15:51	1,049,465 70,867,784.55
CAPITALAND ASCENDAS REIT SG1M77906915	2.60	1.17% 0.03		24/05/10 11:06:00	9,621,600 24,986,939.60
CAPITALAND MALL TRUST SG1M51904654	1.95	0.00% 0.00		24/05/10 11:06:19	14,025,100 27,448,387.00
CARDINAL HEALTH INC. US14149Y1082	99.53	1.50% 1.47		24/05/10 22:00:02	1,726,388 172,052,136.16
CITIZENS FINANCIAL GROUP ... US1746101054	36.06	0.11% 0.04		24/05/10 22:00:01	6,154,787 222,096,236.86
CLP HOLDINGS LTD. HK0002007356	65.55	0.08% 0.05		24/05/13 04:00:06	461,812 30,271,931.35
CONAGRA BRANDS INC US2058871029	31.13	1.14% 0.35		24/05/10 22:00:02	2,848,718 88,482,128.66
CONSOLIDATED EDISON INC. US2091151041	97.70	-0.43% -0.42		24/05/10 22:00:02	1,688,630 165,404,207.07
CONTACT ENERGY LTD NPV NZCENE0001S6	4.84	2.98% 0.14		24/05/10 21:02:17	300 1,452.00
COTERRA ENERGY INC. US1270971039	28.08	-1.44% -0.41		24/05/10 22:00:02	4,696,726 132,160,772.64
COVIVIO SA FR0000064578	48.38	-0.62% -0.30		24/05/10 17:35:12	84,680 4,104,654.00
CRÉDIT AGRICOLE S.A. FR0000045072	15.45	0.13% 0.02		24/05/10 17:35:09	3,464,597 53,540,317.00
DAIWA SECURITIES GROUP NP... JP3502200003	1,161.50	1.35% 15.50		24/05/10 08:00:00	4,810,800 55,872,058.50
DBS GROUP HOLDINGS LTD. SG1L01001701	35.40	0.34% 0.12		24/05/10 11:06:01	3,148,100 111,362,950.40

DTE ENERGY CORP US2333311072	115.49	-0.72% -0.84		24/05/10 22:00:02	1,025,170 118,795,850.98
DUKE ENERGY CORP US26441C2044	102.67	-0.34% -0.35		24/05/10 22:00:02	2,778,688 286,180,975.93
ELECTRICITÉ DE FRANCE FR0010242511	12.00	-% -		23/05/17 17:35:10	238,073 2,856,913.00
ENTERGY CORP US29364G1031	111.99	0.46% 0.51		24/05/10 22:00:02	1,582,262 177,393,067.48
EVONIK INDUSTRIES AG DE000EVNK013	20.31	-0.44% -0.09		24/05/10 17:35:17	1,264,160 25,694,199.49