

STOXX GLOBAL 100 SELECT DIVIDEND(EUR)

ISIN: **US26063V1180** WKN: -

Overview

2024/05/08 04:02:30

Price

2,952.32 EURDifference  -0.10% (-2.89)

General attributes

ISIN	-
Symbol	-
Country	-
Instruments in index	0
Type of index	-
Security type	Index

Market data

Open	2,956.30 EUR
High	2,956.75 EUR
Low	2,947.43 EUR
Close (prev. day)	2,955.21 EUR
Trading volume (m)	-
Volume (pcs)	-

Top 5

Name 	Price	+ - (%) 	Trend 
INTERNATIO...	38.84	+5.20	
SSE PLC	1,780.50	+4.15	
A.P. MOLLE...	9,950.00	+3.16	
SCOR SE	31.38	+3.02	
ASSICURAZI...	23.94	+2.57	

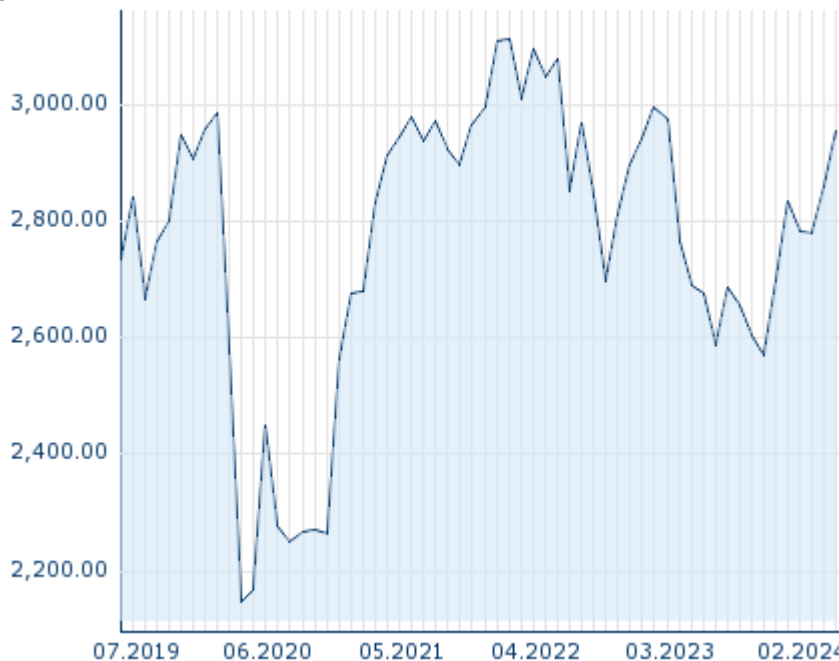
Intraday 1W 1M 6m 1Y 3Y

Flop 5

Name 	Price	+ - (%) 	Trend 
SUNTEC REA...	1.07	-1.83	
PFIZER INC	27.77	-1.38	
KEYCORP	14.93	-1.32	
RUBIS SCA	32.44	-1.04	
ROGERS COM...	52.66	-0.98	

Intraday 1W 1M 6m 1Y 3Y

5Y



Information about previous performance does not guarantee future performance.

Source: FactSet

Futures and Options

Related Futures 3

Related Options -

Details

2024/05/08 04:02:30

Price

2,952.32 EUR

Difference

**-0.10% (-2.89)**

General attributes

ISIN	-
Symbol	-
Country	-
Security type	Index
Instruments in index	0

Market data

Open	2,956.30 EUR
High	2,956.75 EUR
Low	2,947.43 EUR
Close (prev. day)	2,955.21 EUR
Trading volume (m)	-
Volume (pcs)	-

Performance and Risk

	6m	1Y	3Y
Perf (%)	+15.04%	+9.80%	+0.36%
Perf (abs.)	+386.45	+263.71	+10.46
Beta	-	-	-
Volatility	8.63	9.80	10.43

5Y







Information about previous performance does not guarantee future performance.
Source: FactSet

Price data

Ø price 5 days Ø volume 5 days (pcs.)	2,913.45 EUR (0)
Ø price 30 days Ø volume 30 days (pcs.)	2,871.73 EUR (0)
Ø price 100 days Ø volume 100 days (pcs.)	2,812.31 EUR (0)
Ø price 250 days Ø volume 250 days (pcs.)	2,709.23 EUR (0)
YTD High date	2,960.55 EUR (2024/05/07)
YTD Low date	2,730.26 EUR (2024/01/18)
52 Weeks High date	3,458.93 EUR (2023/11/03)
52 Weeks Low date	2,509.95 EUR (2023/10/24)

Composition

Name  ISIN	Price	Diff %  Diff +/-	Performance 	Date Time	Turnover Pc.  Turnover Money 
A.P. MOLLER-MAERSK A/S CL... DK0010244425	9,950.00	3.16% 305.00		24/05/07 16:59:50	7,080 69,712,435.00
ACS ACTIVIDADES DE CONSTR... ES0167050915	38.68	0.94% 0.36		24/05/07 17:35:25	421,231 16,276,746.44
AGEAS SA/NV BE0974264930	44.32	1.23% 0.54		24/05/07 17:35:28	359,585 15,880,577.00
ALLIANZ SE DE0008404005	272.50	1.23% 3.30		24/05/07 17:38:45	771,108 209,729,110.70
AMGEN INC. US0311621009	300.30	0.27% 0.82		24/05/07 22:00:00	2,452,223 737,141,046.08
ASR NEDERLAND N.V. NL0011872643	47.98	1.85% 0.87		24/05/07 17:35:24	568,546 27,227,089.00
ASSICURAZIONI GENERALI S.... IT0000062072	23.94	0.00% 0.00		24/05/07 17:44:59	6,336,455 143,692,878.00
BANK OF MONTREAL CA0636711016	126.32	-0.68% -0.86		24/05/07 22:00:00	3,506,956 444,688,712.36
BANK OF NOVA SCOTIA CA0641491075	64.69	-0.20% -0.13		24/05/07 22:00:00	3,380,659 218,783,920.80
BENDIGO & ADELAIDE BANK L... AU000000BEN6	9.85	0.72% 0.07		24/05/07 08:10:15	1,552,382 15,224,576.96
BNP PARIBAS S.A. FR0000131104	69.60	2.01% 1.37		24/05/07 17:36:13	2,449,417 170,106,343.00
CANADIAN IMPERIAL BK OF C... CA1360691010	65.85	-0.39% -0.26		24/05/07 22:15:09	1,241,858 82,045,583.66
CAPITALAND ASCENDAS REIT SG1M77906915	2.58	-0.39% -0.01		24/05/07 11:04:54	6,546,200 16,912,912.00
CAPITALAND MALL TRUST SG1M51904654	1.92	-0.52% -0.01		24/05/07 11:06:15	15,485,100 29,846,307.00
CARDINAL HEALTH INC. US14149Y1082	99.72	1.15% 1.13		24/05/07 22:00:02	2,307,955 229,654,061.58
CITIZENS FINANCIAL GROUP ... US1746101054	35.57	-0.53% -0.19		24/05/07 22:00:02	2,455,483 87,603,265.06
CLP HOLDINGS LTD. HK0002007356	64.30	0.94% 0.60		24/05/08 04:02:26	611,927 39,236,094.20
CONAGRA BRANDS INC US2058871029	30.72	1.76% 0.53		24/05/07 22:00:02	2,764,119 84,696,028.71
CONSOLIDATED EDISON INC. US2091151041	97.50	1.43% 1.37		24/05/07 22:00:02	2,029,790 196,819,002.04
CONTACT ENERGY LTD NPV NZCENE0001S6	4.78	-% -		24/05/07 16:45:01	- -
COTERRA ENERGY INC. US1270971039	28.08	-0.95% -0.27		24/05/07 22:00:02	6,287,344 177,314,812.02
COVIVIO SA FR0000064578	48.88	1.83% 0.88		24/05/07 17:35:02	213,960 10,435,991.00
CRÉDIT AGRICOLE S.A. FR0000045072	15.275	1.83% 0.28		24/05/07 17:35:13	5,364,038 81,736,454.00
DAIWA SECURITIES GROUP NP... JP3502200003	1,161.00	2.52% 28.50		24/05/07 08:00:00	5,731,800 66,332,472.00
DBS GROUP HOLDINGS LTD. SG1L01001701	35.93	0.34% 0.12		24/05/07 11:06:37	3,531,000 126,833,058.00

DTE ENERGY CORP US2333311072	113.34	0.76% 0.85	█	24/05/07 22:00:02	843,840 95,484,138.39
DUKE ENERGY CORP US26441C2044	102.26	1.83% 1.84	█	24/05/07 22:00:02	5,230,079 532,880,808.69
ELECTRICITÉ DE FRANCE FR0010242511	12.00	-% -		23/05/17 17:35:10	238,073 2,856,913.00
ENTERGY CORP US29364G1031	110.58	1.43% 1.56	█	24/05/07 22:00:02	2,274,167 250,732,204.49
EVONIK INDUSTRIES AG DE000EVNK013	20.37	2.00% 0.40	█	24/05/07 17:35:03	1,372,438 27,858,986.19