

STOXX GLOBAL 100 SELECT DIVIDEND(EUR)

ISIN: US26063V1180 WKN: -

Overview

2024/04/25 07:32:45

Price

2,871.19 EURDifference  -0.18% (-5.09)

General attributes

ISIN	-
Symbol	-
Country	-
Instruments in index	0
Type of index	-
Security type	Index

Market data






Open	2,870.63 EUR
High	2,873.92 EUR
Low	2,863.63 EUR
Close (prev. day)	2,876.28 EUR
Trading volume (m)	-
Volume (pcs)	-

Top 5

Name 	Price	+ - (%)	Trend 
XINYI GLAS...	8.22	+3.17	
NEW WORLD	7.93	+2.71	
...			
CAPITALAND...	1.97	+2.60	
RIO TINTO ...	5,450.00	+2.50	
PROXIMUS S...	6.96	+2.35	

Intraday 1W 1M 6m 1Y 3Y

Flop 5


Name 	Price	+ - (%)	Trend 
ROGERS COM...	52.30	-3.61	
ORANGE SA	10.645	-3.58	
TAG IMMOBI...	12.26	-2.70	
JB HI-FI L...	61.30	-1.81	

5Y



Information about previous performance does not guarantee future performance.

Source: FactSet

LEGAL & GE...	248.60	-1.78			
Intraday	1W	1M	6m	1Y	3Y

Futures and Options	
Related Futures	3
Related Options	-

Details

2024/04/25 07:32:45

Price

2,871.19 EUR

Difference

**-0.18%** (-5.09)

General attributes

ISIN	-
Symbol	-
Country	-
Security type	Index
Instruments in index	0

Market data

Open	2,870.63 EUR
High	2,873.92 EUR
Low	2,863.63 EUR
Close (prev. day)	2,876.28 EUR
Trading volume (m)	-
Volume (pcs)	-

Performance and Risk

	6m	1Y	3Y
Perf (%)	+13.55%	+3.82%	-1.10%
Perf (abs.)	+343.13	+105.89	-32.00
Beta	-	-	-
Volatility	8.73	9.94	10.39







Information about previous performance does not guarantee future performance.
Source: FactSet

Price data

Ø price 5 days Ø volume 5 days (pcs.)	2,854.39 EUR (0)
Ø price 30 days Ø volume 30 days (pcs.)	2,841.60 EUR (0)
Ø price 100 days Ø volume 100 days (pcs.)	2,796.67 EUR (0)
Ø price 250 days Ø volume 250 days (pcs.)	2,701.38 EUR (0)
YTD High date	2,906.83 EUR (2024/04/10)
YTD Low date	2,730.26 EUR (2024/01/18)
52 Weeks High date	3,458.93 EUR (2023/11/03)
52 Weeks Low date	2,509.95 EUR (2023/10/24)

Composition

Name  ISIN	Price	Diff %  Diff +/-	Performance 	Date Time	Turnover Pc.  Turnover Money 
A.P. MOLLER-MAERSK A/S CL... DK0010244425	9,660.00	0.52% 50.00		24/04/24 16:59:31	6,674 64,905,165.00
ACS ACTIVIDADES DE CONSTR... ES0167050915	38.36	-0.31% -0.12		24/04/24 17:37:18	732,447 28,167,078.04
AGEAS SA/NV BE0974264930	43.86	-0.41% -0.18		24/04/24 17:35:16	324,230 14,230,575.00
ALLIANZ SE DE0008404005	266.70	-1.40% -3.80		24/04/24 17:40:34	1,072,335 286,547,858.30
AMGEN INC. US0311621009	273.01	-0.19% -0.53		24/04/24 22:00:00	2,467,127 674,261,086.70
ASR NEDERLAND N.V. NL0011872643	46.40	-0.37% -0.17		24/04/24 17:35:18	384,507 17,840,820.00
ASSICURAZIONI GENERALI S.... IT0000062072	23.03	0.00% 0.00		24/04/24 17:44:59	2,196,076 50,590,064.00
BANK OF MONTREAL CA0636711016	127.24	-0.68% -0.87		24/04/24 22:00:00	4,985,569 635,144,650.60
BANK OF NOVA SCOTIA CA0641491075	64.12	-0.74% -0.48		24/04/24 22:00:00	9,627,080 617,063,852.25
BENDIGO & ADELAIDE BANK L... AU000000BEN6	9.85	0.10% 0.01		24/04/24 08:10:51	1,197,774 11,817,606.48
BNP PARIBAS S.A. FR0000131104	67.73	-0.47% -0.32		24/04/24 17:36:22	3,367,663 228,139,256.00
CANADIAN IMPERIAL BK OF C... CA1360691010	65.16	-0.69% -0.45		24/04/24 22:00:00	4,253,341 277,200,394.44
CAPITALAND ASCENDAS REIT SG1M77906915	2.63	1.54% 0.04		24/04/24 11:04:27	14,224,600 37,517,665.00
CAPITALAND MALL TRUST SG1M51904654	1.97	2.60% 0.05		24/04/24 11:04:27	37,662,500 74,167,536.00
CARDINAL HEALTH INC. US14149Y1082	103.54	0.16% 0.17		24/04/24 22:00:02	2,057,344 212,441,812.13
CITIZENS FINANCIAL GROUP ... US1746101054	35.52	1.57% 0.55		24/04/24 22:00:02	4,248,174 150,170,850.22
CLP HOLDINGS LTD. HK0002007356	62.70	0.88% 0.55		24/04/25 07:30:26	933,785 58,329,748.45
CONAGRA BRANDS INC US2058871029	31.57	0.96% 0.30		24/04/24 22:00:01	6,866,601 216,570,215.51
CONSOLIDATED EDISON INC. US2091151041	93.43	0.64% 0.59		24/04/24 22:00:02	2,001,652 186,346,657.79
CONTACT ENERGY LTD NPV NZCENE0001S6	4.70	0.86% 0.04		24/04/24 16:45:01	- -
COTERRA ENERGY INC. US1270971039	28.46	1.17% 0.33		24/04/24 22:00:02	5,236,473 148,446,325.79
COVIVIO SA FR0000064578	44.84	0.00% 0.00		24/04/24 17:35:27	186,972 8,345,594.00
CRÉDIT AGRICOLE S.A. FR0000045072	14.45	0.45% 0.07		24/04/24 17:35:06	5,296,349 76,484,790.00
DAIWA SECURITIES GROUP NP... JP3502200003	1,147.50	2.09% 23.50		24/04/24 08:00:00	6,168,100 70,522,199.50
DBS GROUP HOLDINGS LTD. SG1L01001701	34.38	-0.69% -0.24		24/04/24 11:07:19	7,306,300 252,249,688.30

DTE ENERGY CORP US2333311072	111.55	1.30% 1.43	■	24/04/24 22:00:02	1,473,769 163,959,382.53
DUKE ENERGY CORP US26441C2044	98.96	0.77% 0.76	■	24/04/24 22:00:02	2,652,668 261,840,379.39
ELECTRICITÉ DE FRANCE FR0010242511	12.00	-% -		23/05/17 17:35:10	238,073 2,856,913.00
ENERGY CORP US29364G1031	106.46	-0.67% -0.72		24/04/24 22:00:02	2,667,837 283,506,888.72
EVONIK INDUSTRIES AG DE000EVNK013	19.10	-0.52% -0.10		24/04/24 17:35:26	575,527 11,021,772.02