

## STOXX GLOBAL 100 SELECT DIVIDEND(EUR)

ISIN: **US26063V1180** WKN: -

## Overview

2024/04/24 04:00:45

Price

**2,873.75** EURDifference  0.09% (2.67)

## General attributes

ISIN	-
Symbol	-
Country	-
Instruments in index	0
Type of index	-
Security type	Index

## Market data

Open	2,868.90 EUR
High	2,874.71 EUR
Low	2,867.48 EUR
Close (prev. day)	2,871.08 EUR
Trading volume (m)	-
Volume (pcs)	-

## Top 5

Name 	Price	+ - (%) 	Trend 
SCOR SE	30.60	+3.66 	
VERIZON CO...	39.70	+2.85 	
FIDELITY N...	50.82	+2.79 	
CAPITALAND...	1.92	+2.67 	
NEW WORLD ...	7.79	+2.65 	

Intraday 1W 1M 6m 1Y 3Y

## Flop 5

Name 	Price	+ - (%) 	Trend 
RIO TINTO ...	5,317.00	-1.28 	
EVONIK IND...	19.20	-1.23 	
INTERNATIO...	34.40	-1.04 	
WALGREENS	18.045	-0.96 	
...			
MITSUI O.S...	4,687.00	-0.89 	



Information about previous performance does not guarantee future performance.

Source: FactSet

Intraday 1W 1M 6m 1Y 3Y

**Futures and Options**

Related Futures	3
Related Options	-

## Details

2024/04/24 04:00:45

Price

2,873.75 EUR

Difference



0.09% (2.67)

## General attributes

ISIN	-
Symbol	-
Country	-
Security type	Index
Instruments in index	0

## Market data

Open	2,868.90 EUR
High	2,874.71 EUR
Low	2,867.48 EUR
Close (prev. day)	2,871.08 EUR
Trading volume (m)	-
Volume (pcs)	-

## Performance and Risk

	6m	1Y	3Y
Perf (%)	+13.87%	+2.95%	-1.28%
Perf (abs.)	+349.61	+82.26	-37.20
Beta	-	-	-
Volatility	8.73	10.02	10.40
































Information about previous performance does not guarantee future performance.  
Source: FactSet

## Price data

Ø price 5 days   Ø volume 5 days (pcs.)	2,842.99 EUR (0)
Ø price 30 days   Ø volume 30 days (pcs.)	2,838.86 EUR (0)
Ø price 100 days   Ø volume 100 days (pcs.)	2,794.72 EUR (0)
Ø price 250 days   Ø volume 250 days (pcs.)	2,700.64 EUR (0)
YTD High   date	2,906.83 EUR (2024/04/10)
YTD Low   date	2,730.26 EUR (2024/01/18)
52 Weeks High   date	3,458.93 EUR (2023/11/03)
52 Weeks Low   date	2,509.95 EUR (2023/10/24)

## Composition

Name  ISIN	Price	Diff %  Diff +/-	Performance 	Date Time	Turnover Pc.  Turnover Money 
A.P. MOLLER-MAERSK A/S CL... DK0010244425	9,610.00	1.48% 140.00		24/04/23 16:59:55	4,761 45,485,337.50
ACS ACTIVIDADES DE CONSTR... ES0167050915	38.48	0.05% 0.02		24/04/23 17:36:03	391,787 15,100,351.94
AGEAS SA/NV BE0974264930	44.04	0.46% 0.20		24/04/23 17:35:23	294,248 12,960,573.00
ALLIANZ SE DE0008404005	270.50	1.42% 3.80		24/04/23 17:44:59	844,070 227,508,124.30
AMGEN INC. US0311621009	273.64	0.64% 1.73		24/04/23 22:00:00	2,493,321 682,126,203.96
ASR NEDERLAND N.V. NL0011872643	46.57	0.13% 0.06		24/04/23 17:35:21	586,234 27,361,709.00
ASSICURAZIONI GENERALI S.... IT0000062072	23.09	0.00% 0.00		24/04/23 17:44:59	3,013,136 69,377,474.00
BANK OF MONTREAL CA0636711016	128.11	0.59% 0.75		24/04/23 22:00:00	2,115,320 270,835,961.70
BANK OF NOVA SCOTIA CA0641491075	64.60	0.14% 0.09		24/04/23 22:00:00	3,075,776 198,540,098.62
BENDIGO & ADELAIDE BANK L... AU000000BEN6	9.84	0.51% 0.05		24/04/23 08:10:54	1,061,936 10,452,981.89
BNP PARIBAS S.A. FR0000131104	68.05	2.15% 1.43		24/04/23 17:38:22	3,112,172 211,091,047.00
CANADIAN IMPERIAL BK OF C... CA1360691010	65.61	0.44% 0.29		24/04/23 22:00:00	2,324,020 152,384,080.48
CAPITALAND ASCENDAS REIT SG1M77906915	2.59	1.57% 0.04		24/04/23 11:09:12	23,492,000 60,771,253.00
CAPITALAND MALL TRUST SG1M51904654	1.92	2.67% 0.05		24/04/23 11:08:24	29,226,700 55,815,811.00
CARDINAL HEALTH INC. US14149Y1082	103.37	0.53% 0.54		24/04/23 22:00:03	2,477,426 255,469,078.83
CITIZENS FINANCIAL GROUP ... US1746101054	34.97	1.22% 0.42		24/04/23 22:00:05	4,208,695 146,779,328.93
CLP HOLDINGS LTD. HK0002007356	61.80	0.49% 0.30		24/04/24 04:00:41	337,055 20,766,980.15
CONAGRA BRANDS INC US2058871029	31.27	0.55% 0.17		24/04/23 22:00:05	5,357,306 167,654,157.35
CONSOLIDATED EDISON INC. US2091151041	92.84	0.12% 0.11		24/04/23 22:00:02	1,843,846 171,454,754.13
CONTACT ENERGY LTD NPV NZCENE0001S6	4.66	-% -		24/04/23 16:45:02	- -
COTERRA ENERGY INC. US1270971039	28.13	0.68% 0.19		24/04/23 22:00:03	4,722,642 132,545,678.65
COVIVIO SA FR0000064578	44.84	0.99% 0.44		24/04/23 17:35:45	162,237 7,262,463.00
CRÉDIT AGRICOLE S.A. FR0000045072	14.385	1.16% 0.17		24/04/23 17:39:06	5,776,426 82,982,764.00
DAIWA SECURITIES GROUP NP... JP3502200003	1,124.00	1.26% 14.00		24/04/23 08:00:00	3,895,900 43,789,828.50
DBS GROUP HOLDINGS LTD. SG1L01001701	34.62	1.61% 0.55		24/04/23 11:06:17	5,588,700 192,914,297.50

DTE ENERGY CORP US2333311072	110.12	0.00% 0.00		24/04/23 22:00:02	950,366 104,758,955.14
DUKE ENERGY CORP US26441C2044	98.21	0.09% 0.09		24/04/23 22:00:02	2,148,843 211,334,693.03
ELECTRICITÉ DE FRANCE FR0010242511	12.00	-% -		23/05/17 17:35:10	238,073 2,856,913.00
ENTERGY CORP US29364G1031	107.18	-0.25% -0.27		24/04/23 22:00:02	1,521,706 163,490,998.38
EVONIK INDUSTRIES AG DE000EVNK013	19.20	-1.23% -0.24		24/04/23 17:35:12	777,366 14,940,863.53