

STOXX GLOBAL 100 SELECT DIVIDEND(EUR)

ISIN: US26063V1180 WKN: -

Overview

2024/04/19 21:02:00

Price

2,835.21 EURDifference  0.15% (4.35)

General attributes

ISIN	-
Symbol	-
Country	-
Instruments in index	0
Type of index	-
Security type	Index

Market data

Open	2,831.64 EUR
High	2,836.87 EUR
Low	2,815.93 EUR
Close (prev. day)	2,830.86 EUR
Trading volume (m)	-
Volume (pcs)	-

Top 5

Name 	Price	+ - (%)	Trend 
TELE2 AB S...	100.85	+6.72	
TAG IMMOBI...	12.02	+2.59	
BNP PARIBA...	65.43	+2.04	
CRÉDIT AGR...	14.035	+1.76	
SSE PLC	1,660.50	+1.73	

Intraday **1W** 1M 6m 1Y 3Y

Flop 5

Name 	Price	+ - (%)	Trend 
A.P. MOLLE...	9,385.00	-2.24	
FORTESCUE	24.60	-1.99	
...			
JFE HOLDIN...	2,348.00	-1.86	
SUNTEC	1.06	-1.85	
REA...			



5Y

Information about previous performance does not guarantee future performance.

Source: FactSet

DAIWA SECU...	1,080.50	-1.59			
Intraday	1W	1M	6m	1Y	3Y

Futures and Options

Related Futures	3
Related Options	-

Details

2024/04/19 21:02:00

Price

2,835.21 EUR

Difference



0.15% (4.35)

General attributes

ISIN	-
Symbol	-
Country	-
Security type	Index
Instruments in index	0

Market data

Open	2,831.64 EUR
High	2,836.87 EUR
Low	2,815.93 EUR
Close (prev. day)	2,830.86 EUR
Trading volume (m)	-
Volume (pcs)	-

Performance and Risk

	6m	1Y	3Y
Perf (%)	+8.01%	-0.27%	-3.49%
Perf (abs.)	+209.98	-7.68	-102.25
Beta	-	-	-
Volatility	9.05	10.04	10.38

5Y









Information about previous performance does not guarantee future performance.

Source: FactSet

Price data

Ø price 5 days Ø volume 5 days (pcs.)	2,840.91 EUR (0)
Ø price 30 days Ø volume 30 days (pcs.)	2,832.52 EUR (0)
Ø price 100 days Ø volume 100 days (pcs.)	2,789.20 EUR (0)
Ø price 250 days Ø volume 250 days (pcs.)	2,698.77 EUR (0)
YTD High date	2,906.83 EUR (2024/04/10)
YTD Low date	2,730.26 EUR (2024/01/18)
52 Weeks High date	3,458.93 EUR (2023/11/03)
52 Weeks Low date	2,509.95 EUR (2023/10/24)

Composition

Name  ISIN	Price	Diff %  Diff +/-	Performance 	Date Time	Turnover Pc.  Turnover Money 
A.P. MOLLER-MAERSK A/S CL... DK0010244425	9,385.00	2.62% 240.00		24/04/19 16:59:47	5,057 46,871,715.00
ACS ACTIVIDADES DE CONSTR... ES0167050915	38.22	-0.16% -0.06		24/04/19 17:39:22	342,718 13,065,167.44
AGEAS SA/NV BE0974264930	43.06	-0.14% -0.06		24/04/19 17:39:33	298,979 12,872,180.00
ALLIANZ SE DE0008404005	263.20	0.46% 1.20		24/04/19 17:37:39	871,643 228,409,421.90
AMGEN INC. US0311621009	267.815	1.93% 5.07		24/04/19 21:01:41	1,532,207 407,190,488.74
ASR NEDERLAND N.V. NL0011872643	45.65	0.33% 0.15		24/04/19 17:38:13	398,072 18,092,471.00
ASSICURAZIONI GENERALI S.... IT0000062072	22.67	0.62% 0.14		24/04/19 17:44:59	2,979,292 67,153,603.00
BANK OF MONTREAL CA0636711016	126.52	0.93% 1.16		24/04/19 21:01:41	796,338 100,565,637.38
BANK OF NOVA SCOTIA CA0641491075	64.38	0.37% 0.24		24/04/19 21:01:56	1,382,946 89,109,546.77
BENDIGO & ADELAIDE BANK L... AU000000BEN6	9.66	-0.72% -0.07		24/04/19 08:10:44	1,433,103 13,812,580.27
BNP PARIBAS S.A. FR0000131104	65.43	-0.05% -0.03		24/04/19 17:39:14	2,722,009 177,596,472.00
CANADIAN IMPERIAL BK OF C... CA1360691010	65.41	0.60% 0.39		24/04/19 21:01:52	976,841 63,897,176.94
CAPITALAND ASCENDAS REIT SG1M77906915	2.56	-1.16% -0.03		24/04/19 11:04:29	22,119,000 56,680,532.90
CAPITALAND MALL TRUST SG1M51904654	1.88	1.08% 0.02		24/04/19 11:06:02	39,453,500 73,939,167.00
CARDINAL HEALTH INC. US14149Y1082	107.81	1.71% 1.81		24/04/19 21:02:02	552,837 59,294,658.29
CITIZENS FINANCIAL GROUP ... US1746101054	33.785	2.69% 0.89		24/04/19 21:02:02	4,504,728 151,369,010.08
CLP HOLDINGS LTD. HK0002007356	59.70	-0.50% -0.30		24/04/19 10:08:35	1,590,931 94,913,984.47
CONAGRA BRANDS INC US2058871029	30.70	1.12% 0.34		24/04/19 21:01:57	2,205,724 67,586,958.11
CONSOLIDATED EDISON INC. US2091151041	92.16	1.39% 1.26		24/04/19 21:01:45	1,532,699 141,143,636.24
CONTACT ENERGY LTD NPV NZCENE0001S6	4.60	-0.43% -0.02		24/04/19 16:45:01	- -
COTERRA ENERGY INC. US1270971039	27.68	1.69% 0.46		24/04/19 21:01:59	3,636,434 100,579,763.26
COVIVIO SA FR0000064578	43.46	-0.14% -0.06		24/04/19 17:37:02	134,750 5,850,203.00
CRÉDIT AGRICOLE S.A. FR0000045072	14.035	0.93% 0.13		24/04/19 17:35:08	5,411,708 75,656,912.00
DAIWA SECURITIES GROUP NP... JP3502200003	1,080.50	-1.59% -17.50		24/04/19 08:00:00	6,854,500 73,882,301.50
DBS GROUP HOLDINGS LTD. SG1L01001701	36.41	-0.11% -0.04		24/04/19 11:09:31	4,518,900 164,356,136.00

DTE ENERGY CORP US2333311072	108.63	2.02% 2.15	■	24/04/19 21:01:41	411,219 44,373,384.98
DUKE ENERGY CORP US26441C2044	98.32	2.49% 2.39	■	24/04/19 21:02:01	2,151,839 209,365,553.79
ELECTRICITÉ DE FRANCE FR0010242511	12.00	-% -		23/05/17 17:35:10	238,073 2,856,913.00
ENERGY CORP US29364G1031	107.01	3.14% 3.26	■	24/04/19 21:01:44	1,133,864 120,093,006.15
EVONIK INDUSTRIES AG DE000EVNK013	19.29	0.10% 0.02		24/04/19 17:35:28	479,364 9,225,790.22