

DOW JONES AVERAGES

ISIN: **US2605661048** WKN: -

Overview

2024/05/10 23:23:33

Price

39,512.84 USDDifference  0.32% (125.08)

General attributes

ISIN US2605661048

Symbol -

Country USA

Instruments in index 30

Type of index Price Index

Security type Index

Market data

Open 39,466.52 USD

High 39,579.88 USD

Low 39,406.26 USD

Close (prev. day) 39,387.76 USD

Trading volume (m) 291,486,972

Volume (pcs) -

5Y



Information about previous performance does not guarantee future performance.

Source: FactSet

Top 5

Name 	Price	+ - (%) 	Trend 
MCDONALD'S...	275.00	+2.63	
3M COMPANY	98.93	+1.64	
VERIZON CO...	40.40	+1.53	
AMERICAN E...	242.30	+1.32	
HONEYWELL ...	202.92	+1.14	

Intraday 1W 1M 6m 1Y 3Y












Flop 5

Name 	Price	+ - (%) 	Trend 
NIKE INC. ...	90.94	-2.62	
BOEING CO...	178.51	-1.51	
AMAZON.COM...	187.48	-1.07	
AMGEN INC.	310.15	-0.87	
INTEL CORP...	29.85	-0.80	

Intraday 1W 1M 6m 1Y 3Y

Recent research

on market

Date	Headline	Download 
2024/05/10	 Week Ahead	
2024/05/03	 Week Ahead	
2024/05/02	 FX markets reflect uncertain interest rate outlook	
2024/05/02	 Fed continues to wait for price pressure to ease	
2024/04/26	 Week Ahead	

Futures and Options

Related Futures

-

Related Options

-

Details

2024/05/10 23:23:33

Price

39,512.84 USDDifference  0.32% (125.08)

General attributes

ISIN US2605661048

Symbol -

Country USA

Security type Index

Instruments in index 30

Market data

Open 39,466.52 USD

High 39,579.88 USD

Low 39,406.26 USD

Close (prev. day) 39,387.76 USD

Trading volume (m) 291,486,972

Volume (pcs) -

Performance and Risk

	6m	1Y	3Y
Perf (%)	+16.54%	+18.87%	+13.73%
Perf (abs.)	+5,607.22	+6,273.39	+4,770.02
Beta	-	-	-
Volatility	8.80	9.21	14.71



Information about previous performance does not guarantee future performance.
Source: FactSet

Price data

Ø price 5 days Ø volume 5 days (pcs.)	39,138.70 USD (315,034,260)
Ø price 30 days Ø volume 30 days (pcs.)	38,460.34 USD (354,673,028)
Ø price 100 days Ø volume 100 days (pcs.)	38,289.89 USD (338,490,795)
Ø price 250 days Ø volume 250 days (pcs.)	35,854.41 USD (327,323,925)
YTD High date	39,807.93 USD (2024/04/01)
YTD Low date	37,371.66 USD (2024/01/17)
52 Weeks High date	39,807.93 USD (2024/04/01)
52 Weeks Low date	32,787.56 USD (2023/10/27)

Composition

Name  ISIN	Price	Diff %  Diff +/-	Performance 	Date Time	Turnover Pc.  Turnover Money 
3M COMPANY US88579Y1010	98.93	1.64% 1.60		24/05/10 22:02:47	4,157,896 411,276,307.21
AMAZON.COM INC. US0231351067	187.48	-1.07% -2.02		24/05/10 22:00:00	34,141,771 6,419,845,505.30
AMERICAN EXPRESS CO US0258161092	242.30	1.32% 3.16		24/05/10 22:01:11	2,590,895 626,100,033.51
AMGEN INC. US0311621009	310.15	-0.87% -2.71		24/05/10 22:00:00	2,611,880 814,971,317.85
APPLE INC US0378331005	183.05	-0.69% -1.27		24/05/10 22:00:00	50,759,496 9,293,928,595.55
BOEING CO., THE US0970231058	178.51	-1.51% -2.74		24/05/10 22:00:01	3,715,473 666,253,581.30
CATERPILLAR INC US1491231015	354.79	0.86% 3.01		24/05/10 22:00:02	2,210,787 785,373,389.47
CHEVRON CORPORATION US1667641005	165.82	0.22% 0.37		24/05/10 22:02:49	5,490,944 909,658,566.71
CISCO SYSTEMS INC US17275R1023	48.06	0.56% 0.27		24/05/10 22:00:00	12,096,899 580,161,798.18
COCA-COLA CO US1912161007	63.26	0.60% 0.38		24/05/10 22:00:02	8,371,691 529,475,722.22
DOW INC. US2605571031	59.41	-0.07% -0.04		24/05/10 22:00:02	3,053,627 181,777,013.64
GOLDMAN SACHS GROUP INC US38141G1040	454.73	-0.18% -0.83		24/05/10 22:00:02	1,823,943 831,138,063.00
HOME DEPOT INC., THE US4370761029	346.43	-0.29% -1.01		24/05/10 22:00:02	3,413,895 1,183,072,081.14
HONEYWELL INTERNATIONAL I... US4385161066	202.92	1.14% 2.29		24/05/10 22:00:00	2,318,408 468,886,553.15
INTEL CORP. US4581401001	29.85	-0.80% -0.24		24/05/10 22:00:00	42,931,290 1,290,221,947.95
INTERNATIONAL BUS MACHINE... US4592001014	167.15	0.53% 0.88		24/05/10 22:00:02	2,255,370 376,649,527.63
JOHNSON & JOHNSON US4781601046	149.91	0.04% 0.06		24/05/10 22:00:02	5,710,566 854,679,635.85
JPMORGAN CHASE & CO US46625H1005	198.77	0.64% 1.27		24/05/10 22:00:02	7,529,790 1,497,417,179.17
MCDONALD'S CORPORATION CO... US5801351017	275.00	2.63% 7.05		24/05/10 22:00:02	4,983,501 1,361,250,832.34
MERCK & CO. INC. US58933Y1055	130.06	-0.13% -0.17		24/05/10 22:00:02	5,722,627 745,738,317.26
MICROSOFT CORP. US5949181045	414.74	0.59% 2.42		24/05/10 22:00:00	13,402,281 5,552,115,682.29
NIKE INC. 'B' US6541061031	90.94	-2.62% -2.45		24/05/10 22:00:01	10,548,409 965,616,571.83
PROCTER & GAMBLE CO US7427181091	166.85	0.49% 0.81		24/05/10 22:00:02	4,879,427 813,613,940.40
SALESFORCE INC. US79466L3024	276.67	0.55% 1.50		24/05/10 22:00:02	2,912,308 805,817,310.92
TRAVELERS COMPANIES INC (... US89417E1091	218.50	-0.42% -0.92		24/05/10 22:00:01	820,478 179,460,247.03

DOW JONES AVERAGES

UNITEDHEALTH GROUP INC. US91324P1021	512.81	1.14% 5.78	█	24/05/10 22:00:01	2,784,585 1,423,896,171.85
VERIZON COMMUNICATIONS IN... US92343V1044	40.40	1.53% 0.61	█	24/05/10 22:00:01	16,888,467 679,082,970.92
VISA INC. US92826C8394	280.74	0.79% 2.20	█	24/05/10 22:00:02	8,986,581 2,521,446,466.17
WALMART INC. US9311421039	60.48	0.07% 0.04		24/05/10 22:00:02	12,356,612 746,533,546.71
WALT DISNEY COMPANY (THE) US2546871060	105.79	-0.01% -0.01		24/05/10 22:02:44	15,884,574 1,683,069,569.60