

DOW JONES AVERAGES

ISIN: **US2605661048** WKN: -

Overview

2024/05/02 23:40:58

Price

38,225.66 USDDifference  0.85% (322.37)

General attributes

ISIN US2605661048

Symbol -

Country USA

Instruments in index 30

Type of index Price Index

Security type Index

Market data

Open 38,075.65 USD

High 38,295.29 USD

Low 37,895.66 USD

Close (prev. day) 37,903.29 USD

Trading volume (m) 384,740,835

Volume (pcs) -

5Y

37,500.00
35,000.00
32,500.00
30,000.00
27,500.00
25,000.00
22,500.00

07.2019 07.2020 08.2021 07.2022 09.2023

Information about previous performance does not guarantee future performance.

Source: FactSet

Top 5

Name 	Price	+ - (%) 	Trend 
BOEING CO....	178.85	+4.31 	
AMAZON.COM...	184.72	+3.20 	
APPLE INC	173.18	+2.29 	
NIKE INC. ...	92.41	+2.29 	
WALT DISNE...	112.62	+1.94 	

Intraday 1W 1M 6m 1Y 3Y












Flop 5

Name 	Price	+ - (%) 	Trend 
3M COMPANY	96.81	-1.66 	
HONEYWELL ...	193.64	-0.85 	
JOHNSON & ...	149.92	-0.83 	
DOW INC.	56.83	-0.70 	
VERIZON CO...	38.93	-0.69 	

Intraday 1W 1M 6m 1Y 3Y

Recent research

on market

Date	Headline	Download 
2024/05/02	 FX markets reflect uncertain interest rate outlook	
2024/05/02	 Fed continues to wait for price pressure to ease	
2024/04/26	 Week Ahead	
2024/04/26	 Global Equity Ratings	
2024/04/19	 Week Ahead	

Futures and Options

Related Futures -

Related Options -

Details

2024/05/02 23:40:58

Price

38,225.66 USD

Difference



0.85% (322.37)

General attributes

ISIN US2605661048

Symbol -

Country USA

Security type Index

Instruments in index 30

Market data

Open 38,075.65 USD

High 38,295.29 USD

Low 37,895.66 USD

Close (prev. day) 37,903.29 USD

Trading volume (m) 384,740,835

Volume (pcs) -

Performance and Risk

	6m	1Y	3Y
Perf (%)	+14.82%	+11.38%	+11.89%
Perf (abs.)	+4,892.44	+3,873.15	+4,028.44
Beta	-	-	-
Volatility	8.83	9.29	14.72



Price data

Ø price 5 days Ø volume 5 days (pcs.)	38,086.15 USD (408,344,270)
Ø price 30 days Ø volume 30 days (pcs.)	38,567.17 USD (356,808,820)
Ø price 100 days Ø volume 100 days (pcs.)	38,117.49 USD (342,996,419)
Ø price 250 days Ø volume 250 days (pcs.)	35,694.76 USD (325,463,943)
YTD High date	39,807.93 USD (2024/04/01)
YTD Low date	37,371.66 USD (2024/01/17)
52 Weeks High date	39,807.93 USD (2024/04/01)
52 Weeks Low date	32,787.56 USD (2023/10/27)

Composition

Name  ISIN	Price	Diff %  Diff +/-	Performance 	Date Time	Turnover Pc.  Turnover Money 
3M COMPANY US88579Y1010	96.81	-1.66% -1.63		24/05/02 22:01:19	6,313,719 613,462,434.39
AMAZON.COM INC. US0231351067	184.72	3.20% 5.72		24/05/02 22:00:00	54,231,467 9,934,754,481.47
AMERICAN EXPRESS CO US0258161092	232.50	0.45% 1.04		24/05/02 22:02:44	2,732,790 635,200,910.69
AMGEN INC. US0311621009	278.39	0.37% 1.02		24/05/02 22:00:00	3,128,516 882,029,423.38
APPLE INC US0378331005	173.18	2.29% 3.88		24/05/02 22:00:01	93,057,894 16,230,905,701.01
BOEING CO., THE US0970231058	178.85	4.31% 7.39		24/05/02 22:00:02	10,210,249 1,805,662,990.64
CATERPILLAR INC US1491231015	335.44	1.32% 4.37		24/05/02 22:00:02	2,490,816 832,071,027.76
CHEVRON CORPORATION US1667641005	160.73	0.69% 1.10		24/05/02 22:01:13	8,595,181 1,383,522,538.10
CISCO SYSTEMS INC US17275R1023	46.79	-0.11% -0.05		24/05/02 22:00:00	15,432,758 722,046,208.65
COCA-COLA CO US1912161007	61.99	0.10% 0.06		24/05/02 22:00:02	10,985,971 682,413,036.92
DOW INC. US2605571031	56.83	-0.70% -0.40		24/05/02 22:00:02	4,434,612 251,973,519.54
GOLDMAN SACHS GROUP INC US38141G1040	432.57	1.32% 5.62		24/05/02 22:00:02	2,085,114 899,548,919.48
HOME DEPOT INC., THE US4370761029	335.53	1.07% 3.56		24/05/02 22:00:02	3,211,762 1,074,157,125.30
HONEYWELL INTERNATIONAL I... US4385161066	193.64	-0.85% -1.66		24/05/02 22:00:00	3,417,736 662,030,447.53
INTEL CORP. US4581401001	30.515	0.48% 0.14		24/05/02 22:00:01	50,823,948 1,546,095,244.35
INTERNATIONAL BUS MACHINE... US4592001014	164.69	0.16% 0.26		24/05/02 22:00:02	3,826,656 627,544,615.40
JOHNSON & JOHNSON US4781601046	149.92	-0.83% -1.26		24/05/02 22:00:02	8,455,877 1,267,462,068.25
JPMORGAN CHASE & CO US46625H1005	191.66	-0.10% -0.20		24/05/02 22:00:02	6,496,818 1,242,478,674.42
MCDONALD'S CORPORATION CO... US5801351017	273.28	-0.42% -1.15		24/05/02 22:00:02	3,080,733 844,785,227.56
MERCK & CO. INC. US58933Y1055	128.26	-0.42% -0.54		24/05/02 22:00:09	7,419,673 954,178,402.82
MICROSOFT CORP. US5949181045	397.84	0.73% 2.90		24/05/02 22:00:00	17,686,901 7,027,170,343.88
NIKE INC. 'B' US6541061031	92.41	2.29% 2.07		24/05/02 22:00:02	7,318,212 673,102,322.95
PROCTER & GAMBLE CO US7427181091	163.84	0.27% 0.44		24/05/02 22:00:02	5,645,296 925,144,000.90
SALESFORCE INC. US79466L3024	272.13	1.28% 3.44		24/05/02 22:00:02	3,856,163 1,046,317,044.57
TRAVELERS COMPANIES INC (... US89417E1091	214.37	0.57% 1.22		24/05/02 22:00:01	1,001,436 214,288,267.08

DOW JONES AVERAGES

UNITEDHEALTH GROUP INC. US91324P1021	492.97	1.83% 8.86	■	24/05/02 22:00:01	3,560,314 1,749,004,386.91
VERIZON COMMUNICATIONS IN... US92343V1044	38.93	-0.69% -0.27	■	24/05/02 22:00:01	17,381,927 676,995,220.37
VISA INC. US92826C8394	267.61	0.11% 0.29		24/05/02 22:00:02	5,058,353 1,354,458,136.83
WALMART INC. US9311421039	59.71	1.46% 0.86	■	24/05/02 22:00:01	17,570,157 1,045,057,187.55
WALT DISNEY COMPANY (THE) US2546871060	112.62	1.94% 2.14	■	24/05/02 22:01:09	6,791,476 760,546,477.62