

## DOW JONES AVERAGES

ISIN: **US2605661048** WKN: -

## Overview

2024/04/26 23:18:18

Price

**38,239.66** USDDifference  0.40% (153.86)

## General attributes

ISIN US2605661048

Symbol -

Country USA

Instruments in index 30

Type of index Price Index

Security type Index

## Market data

Open 38,114.70 USD

High 38,337.64 USD




Low 38,065.05 USD

Close (prev. day) 38,085.80 USD

Trading volume (m) 401,458,640

Volume (pcs) -

## Top 5

Name 	Price	+ - (%) 	Trend 
AMAZON.COM...	179.62	+3.43	
MICROSOFT ...	406.32	+1.82	
GOLDMAN SA...	427.57	+1.79	
CATERPILLA...	343.38	+1.59	
DOW INC.	57.29	+1.51	

Intraday 1W 1M 6m 1Y 3Y

## Flop 5

Name 	Price	+ - (%) 	Trend 
INTEL CORP...	31.88	-9.20	
INTERNATIO...	167.13	-1.05	
MCDONALD'S...	273.09	-0.91	
PROCTER & ...	161.29	-0.78	
AMERICAN E...	235.64	-0.62	

Intraday 1W 1M 6m 1Y 3Y

5Y



Information about previous performance does not guarantee future performance.

Source: FactSet

## Recent research

on market

Date	Headline	Download
2024/04/26	 Week Ahead	
2024/04/26	 Global Equity Ratings	
2024/04/19	 Week Ahead	
2024/04/12	 Week Ahead	
2024/04/05	 Week Ahead	

**Futures and Options**

**Related Futures** -

**Related Options** -

## Details

2024/04/26 23:18:18

Price

**38,239.66** USD

Difference



0.40% (153.86)

## General attributes

ISIN US2605661048

Symbol -

Country USA

Security type Index

Instruments in index 30

## Market data

Open 38,114.70 USD

High 38,337.64 USD

Low 38,065.05 USD

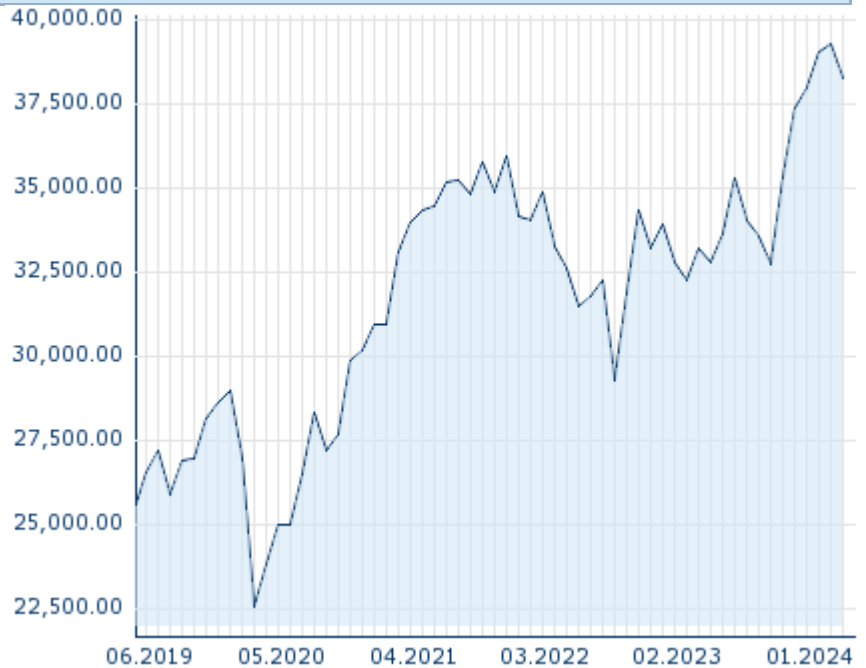
Close (prev. day) 38,085.80 USD

Trading volume (m) 401,458,640

Volume (pcs) -

## Performance and Risk

	6m	1Y	3Y
Perf (%)	+16.78%	+15.06%	+12.53%
Perf (abs.)	+5,495.67	+5,003.81	+4,258.09
Beta	-	-	-
Volatility	8.77	9.43	14.70



Information about previous performance does not guarantee future performance.

Source: FactSet

## Price data

Ø price 5 days   Ø volume 5 days (pcs.)	38,306.01 USD (369,476,485)
Ø price 30 days   Ø volume 30 days (pcs.)	38,635.00 USD (363,557,924)
Ø price 100 days   Ø volume 100 days (pcs.)	38,057.09 USD (339,978,758)
Ø price 250 days   Ø volume 250 days (pcs.)	35,641.79 USD (323,825,119)
YTD High   date	39,807.93 USD (2024/04/01)
YTD Low   date	37,371.66 USD (2024/01/17)
52 Weeks High   date	39,807.93 USD (2024/04/01)
52 Weeks Low   date	32,787.56 USD (2023/10/27)

## Composition

Name  ISIN	Price	Diff %  Diff +/-	Performance 	Date Time	Turnover Pc.  Turnover Money 
3M COMPANY US88579Y1010	91.83	0.46% 0.42		24/04/26 22:00:02	4,520,901 415,172,707.77
AMAZON.COM INC. US0231351067	179.62	3.43% 5.95		24/04/26 22:00:00	43,919,765 7,860,349,400.82
AMERICAN EXPRESS CO US0258161092	235.64	-0.62% -1.46		24/04/26 22:02:00	2,993,335 706,055,138.47
AMGEN INC. US0311621009	269.98	0.22% 0.60		24/04/26 22:00:00	2,436,959 658,454,744.61
APPLE INC US0378331005	169.30	-0.35% -0.59		24/04/26 22:00:00	44,838,354 7,622,215,819.43
BOEING CO., THE US0970231058	167.22	0.25% 0.41		24/04/26 22:00:02	7,208,103 1,203,593,534.36
CATERPILLAR INC US1491231015	343.38	1.59% 5.38		24/04/26 22:00:02	3,324,630 1,141,710,313.34
CHEVRON CORPORATION US1667641005	165.89	0.37% 0.61		24/04/26 22:02:31	9,736,350 1,606,595,538.73
CISCO SYSTEMS INC US17275R1023	47.86	-0.50% -0.24		24/04/26 22:00:00	14,658,841 702,396,654.15
COCA-COLA CO US1912161007	61.74	0.00% 0.00		24/04/26 22:00:02	10,994,262 679,155,449.39
DOW INC. US2605571031	57.29	1.51% 0.85		24/04/26 22:00:02	5,573,593 320,091,439.64
GOLDMAN SACHS GROUP INC US38141G1040	427.57	1.79% 7.52		24/04/26 22:00:02	2,322,674 990,654,169.18
HOME DEPOT INC., THE US4370761029	335.09	0.94% 3.11		24/04/26 22:00:02	2,465,262 824,859,145.32
HONEYWELL INTERNATIONAL I... US4385161066	193.45	0.22% 0.43		24/04/26 22:00:00	3,041,537 585,833,701.70
INTEL CORP. US4581401001	31.88	-9.20% -3.23		24/04/26 22:00:00	119,742,494 3,781,190,851.64
INTERNATIONAL BUS MACHINE... US4592001014	167.13	-1.05% -1.78		24/04/26 22:00:02	8,983,796 1,498,923,407.89
JOHNSON & JOHNSON US4781601046	146.14	-0.46% -0.68		24/04/26 22:00:02	6,182,982 904,798,170.89
JPMORGAN CHASE & CO US46625H1005	193.49	0.06% 0.12		24/04/26 22:00:02	6,413,655 1,242,990,302.57
MCDONALD'S CORPORATION CO... US5801351017	273.09	-0.91% -2.51		24/04/26 22:00:02	3,636,458 996,716,104.57
MERCK & CO. INC. US58933Y1055	131.20	0.37% 0.48		24/04/26 22:00:02	7,758,230 1,018,246,036.54
MICROSOFT CORP. US5949181045	406.32	1.82% 7.28		24/04/26 22:00:00	29,694,654 12,142,491,775.22
NIKE INC. 'B' US6541061031	94.12	0.19% 0.18		24/04/26 22:00:02	6,115,744 577,522,155.21
PROCTER & GAMBLE CO US7427181091	161.29	-0.78% -1.26		24/04/26 22:00:02	5,659,784 913,422,540.76
SALESFORCE INC. US79466L3024	274.29	0.42% 1.15		24/04/26 22:00:02	3,754,585 1,032,026,130.36
TRAVELERS COMPANIES INC (... US89417E1091	213.45	-0.25% -0.54		24/04/26 22:00:01	1,706,046 363,920,218.94

## DOW JONES AVERAGES

UNITEDHEALTH GROUP INC. US91324P1021	495.35	0.30% 1.49		24/04/26 22:00:01	2,727,016 1,350,096,964.44
VERIZON COMMUNICATIONS IN... US92343V1044	39.68	1.17% 0.46	█	24/04/26 22:00:01	18,246,244 724,362,289.46
VISA INC. US92826C8394	274.52	-0.23% -0.64		24/04/26 22:00:02	6,840,615 1,879,144,550.78
WALMART INC. US9311421039	60.16	-0.08% -0.05		24/04/26 22:00:01	11,045,224 664,685,903.42
WALT DISNEY COMPANY (THE) US2546871060	112.73	-0.04% -0.04		24/04/26 22:02:28	6,304,843 709,294,657.84