

## DOW JONES AVERAGES

ISIN: **US2605661048** WKN: -

## Overview

2024/04/23 19:59:10

Price

**38,530.33** USDDifference  0.76% (290.35)

## General attributes

ISIN US2605661048

Symbol -

Country USA

Instruments in index 30

Type of index Price Index

Security type Index

## Market data

Open 38,356.07 USD

High 38,561.50 USD

Low 38,297.72 USD

Close (prev. day) 38,239.98 USD

Trading volume (m) 170,611,922

Volume (pcs) -



Information about previous performance does not guarantee future performance.

Source: FactSet

## Top 5




Name 	Price	+ - (%)	Trend 
VERIZON CO...	39.885	+3.33	
AMERICAN E...	239.15	+2.64	
CATERPILLA...	364.50	+1.93	
WALT DISNE...	114.10	+1.88	
MICROSOFT	407.6501	+1.67	
...			

Intraday 1W 1M 6m 1Y 3Y

## Recent research

on market			
Date		Headline	Download
2024/04/19		Week Ahead	
2024/04/12		Week Ahead	
2024/04/05		Week Ahead	
2024/04/03		Global Equity Ratings	
2024/03/28		Week Ahead	

## Flop 5

Name 	Price	+ - (%)	Trend 
WALMART IN...	59.00	-1.90	
BOEING CO...	168.62	-1.09	
UNITEDHEAL...	487.425	-0.77	
SALESFORCE...	273.36	-0.16	

DOW INC. 56.9305 -0.10 ↘

Intraday 1W 1M 6m 1Y 3Y

**Futures and Options**

Related Futures -

Related Options -

## Details

2024/04/23 19:59:10

Price

**38,530.33** USD

Difference



0.76% (290.35)

## General attributes

ISIN US2605661048

Symbol -

Country USA

Security type Index

Instruments in index 30

## Market data

Open 38,356.07 USD

High 38,561.50 USD

Low 38,297.72 USD

Close (prev. day) 38,239.98 USD

Trading volume (m) 170,611,922

Volume (pcs) -

## Performance and Risk

	6m	1Y	3Y
Perf (%)	+15.47%	+13.51%	+13.08%
Perf (abs.)	+5,121.86	+4,551.41	+4,424.08
Beta	-	-	-
Volatility	8.90	9.44	14.70



Information about previous performance does not guarantee future performance.

Source: FactSet

## Price data

Ø price 5 days   Ø volume 5 days (pcs.)	37,910.81 USD (350,513,141)
Ø price 30 days   Ø volume 30 days (pcs.)	38,686.56 USD (358,997,680)
Ø price 100 days   Ø volume 100 days (pcs.)	37,946.39 USD (338,304,783)
Ø price 250 days   Ø volume 250 days (pcs.)	35,564.09 USD (323,211,628)
YTD High   date	39,807.93 USD (2024/04/01)
YTD Low   date	37,371.66 USD (2024/01/17)
52 Weeks High   date	39,807.93 USD (2024/04/01)
52 Weeks Low   date	32,787.56 USD (2023/10/27)

## Composition

Name  ISIN	Price	Diff %  Diff +/-	Performance 	Date Time	Turnover Pc.  Turnover Money 
3M COMPANY US88579Y1010	93.21	0.64% 0.59		24/04/23 19:59:05	1,992,593 186,155,922.34
AMAZON.COM INC. US0231351067	179.225	1.13% 2.00		24/04/23 19:59:10	21,825,339 3,880,654,405.42
AMERICAN EXPRESS CO US0258161092	239.15	2.64% 6.15		24/04/23 19:59:03	2,216,064 525,262,286.81
AMGEN INC. US0311621009	273.98	0.76% 2.07		24/04/23 19:59:07	1,070,560 292,647,399.01
APPLE INC US0378331005	166.705	0.52% 0.87		24/04/23 19:59:06	26,406,581 4,389,443,524.71
BOEING CO., THE US0970231058	168.62	-1.09% -1.86		24/04/23 19:59:09	4,637,587 785,861,363.05
CATERPILLAR INC US1491231015	364.50	1.93% 6.89		24/04/23 19:59:09	1,061,884 385,357,025.87
CHEVRON CORPORATION US1667641005	162.43	0.31% 0.51		24/04/23 19:59:11	2,425,885 392,070,268.75
CISCO SYSTEMS INC US17275R1023	48.29	0.31% 0.15		24/04/23 19:59:01	6,221,451 300,584,605.36
COCA-COLA CO US1912161007	60.585	0.06% 0.04		24/04/23 19:59:06	8,058,443 486,282,744.44
DOW INC. US2605571031	56.9305	-0.10% -0.06		24/04/23 19:59:06	1,221,298 69,446,172.34
GOLDMAN SACHS GROUP INC US38141G1040	424.27	1.66% 6.92		24/04/23 19:59:10	1,727,015 727,336,317.87
HOME DEPOT INC., THE US4370761029	339.60	1.04% 3.49		24/04/23 19:58:52	1,647,301 557,147,365.22
HONEYWELL INTERNATIONAL I... US4385161066	196.435	0.44% 0.86		24/04/23 19:58:58	980,715 192,810,778.40
INTEL CORP. US4581401001	34.435	0.07% 0.03		24/04/23 19:59:10	20,559,340 707,716,206.50
INTERNATIONAL BUS MACHINE... US4592001014	184.615	1.49% 2.72		24/04/23 19:59:00	1,644,469 302,393,048.02
JOHNSON & JOHNSON US4781601046	150.32	0.80% 1.20		24/04/23 19:59:08	4,533,240 677,422,873.62
JPMORGAN CHASE & CO US46625H1005	191.92	1.33% 2.51		24/04/23 19:59:11	4,437,574 849,690,537.36
MCDONALD'S CORPORATION CO... US5801351017	276.72	0.41% 1.14		24/04/23 19:59:02	1,681,132 464,071,158.26
MERCK & CO. INC. US58933Y1055	127.04	0.08% 0.10		24/04/23 19:59:11	3,432,008 436,685,477.46
MICROSOFT CORP. US5949181045	407.69	1.68% 6.73		24/04/23 19:59:11	7,833,443 3,182,437,639.92
NIKE INC. 'B' US6541061031	94.46	0.29% 0.27		24/04/23 19:59:04	3,838,983 362,441,974.38
PROCTER & GAMBLE CO US7427181091	161.57	0.64% 1.03		24/04/23 19:59:06	3,244,378 523,102,650.59
SALESFORCE INC. US79466L3024	273.36	-0.16% -0.45		24/04/23 19:59:05	4,475,271 1,221,602,782.74
TRAVELERS COMPANIES INC (... US89417E1091	214.305	0.02% 0.04		24/04/23 19:59:07	391,984 83,995,971.39

## DOW JONES AVERAGES

UNITEDHEALTH GROUP INC. US91324P1021	487.425	-0.77% -3.81		24/04/23 19:59:07	1,942,435 951,171,510.10
VERIZON COMMUNICATIONS IN... US92343V1044	39.885	3.33% 1.29	■	24/04/23 19:59:05	14,752,147 584,963,775.19
VISA INC. US92826C8394	274.195	0.68% 1.87		24/04/23 19:59:09	2,745,870 751,739,798.66
WALMART INC. US9311421039	59.00	-1.90% -1.14		24/04/23 19:59:08	9,946,528 587,646,701.44
WALT DISNEY COMPANY (THE) US2546871060	114.10	1.88% 2.11	■	24/04/23 19:59:10	3,666,491 415,931,576.30