

CITIGROUP INC

ISIN: US1729674242 WKN: 172967424

Overview

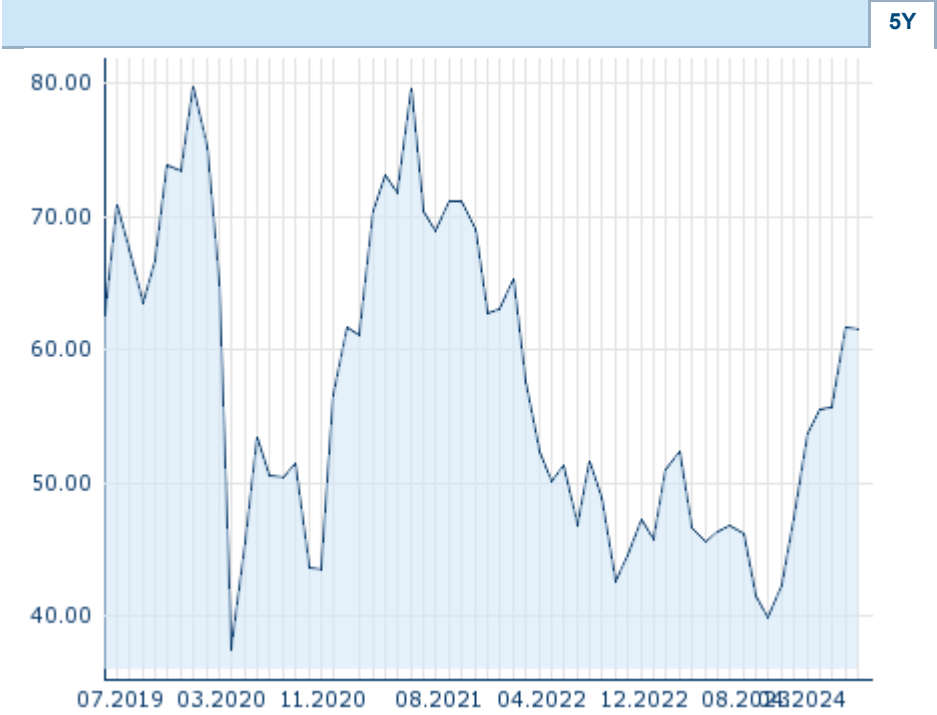
2024/05/03 22:00:02		
Price	61.52 USD	
Difference		0.84% (0.51)

General attributes	
ISIN	US1729674242
Symbol	C
Exchange	NYSE
Currency	USD
Sector	Financial
Security type	Stock
Market cap (m)	109,531 EUR
Benchmark	S&P 500

Market data	
Bid (Bid size)	61.55 USD (1,600)
Ask (Ask size)	61.76 USD (100)
Open	61.51 USD
High	62.15 USD
Low	61.41 USD
Close (prev. day)	61.01 USD
VWAP	61.65257 USD
Volume (pcs)	11,048,877
Trading volume	681,142,933.87
Number of trades	95,056
Last size	-

Futures and Options	
Related Futures	15
Related Options	-

PDF Downloads	
Company report: CITIGROUP INC	




Information about previous performance does not guarantee future performance.
Source: FactSet

Recent research

on instrument	on sector	on market	
Date		Headline	Download
2024/04/26		Global Equity Ratings	
2024/04/03		Global Equity Ratings	
2024/03/13		Global Equity Ratings	
2024/02/22		Global Equity Ratings	
2024/02/14		Global Equity Ratings	

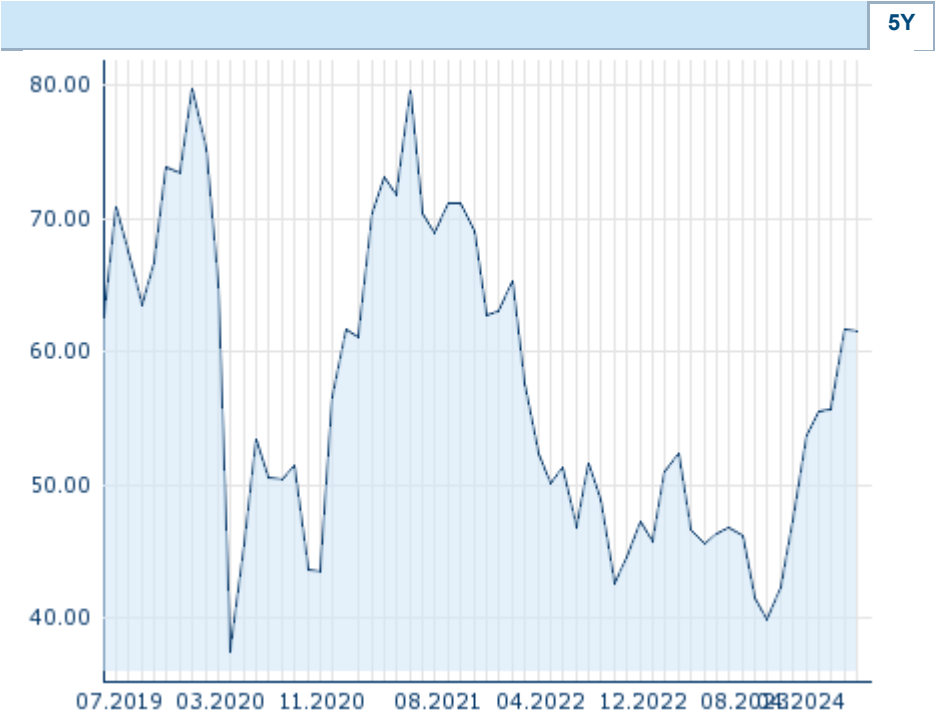
Details

2024/05/03 22:00:02		
Price	61.52 USD	
Difference		0.84% (0.51)

General attributes	
ISIN	US1729674242
Symbol	C
Exchange	NYSE
Currency	USD
Sector	Financial
Security type	Stock
Market cap (m)	109,531 EUR
Benchmark	S&P 500

Market data	
Bid (Bid size)	61.55 USD (1,600)
Ask (Ask size)	61.76 USD (100)
Open	61.51 USD
High	62.15 USD
Low	61.41 USD
Close (prev. day)	61.01 USD
VWAP	61.65257 USD
Volume (pcs)	11,048,877
Trading volume	681,142,933.87
Number of trades	95,056
Last size	-

Performance and Risk			
	6m	1Y	3Y
Perf (%)	+45.32%	+38.29%	-3.89%
Perf (abs.)	+17.82	+15.82	-2.31
Beta	0.85	0.94	0.97
Volatility	20.45	21.43	26.06



Price data	
Ø price 5 days Ø volume 5 days (pcs.)	61.60 USD (11,780,407)
Ø price 30 days Ø volume 30 days (pcs.)	61.12 USD (15,232,138)
Ø price 100 days Ø volume 100 days (pcs.)	56.22 USD (17,109,750)
Ø price 250 days Ø volume 250 days (pcs.)	48.95 USD (16,747,141)
YTD High date	63.90 USD (2024/04/01)
YTD Low date	50.51 USD (2024/01/18)
52 Weeks High date	63.90 USD (2024/04/01)
52 Weeks Low date	38.17 USD (2023/10/27)

Arbitrage views					
Exchange 	Date	Time	Price	Trading volume (mio.)	Number of trades
Xetra	2024/05/03	17:35	57.46 EUR	0.02	11
Vienna Stock Exchange	2024/05/03	17:32	57.44 EUR	0.00	2
Tradegate	2024/05/03	22:26	57.14 EUR	0.15	30
Stuttgart	2024/05/03	08:15	56.92 EUR	0.00	3
SIX Swiss Exchange	2019/	17:35	68.05 CHF	0.00	1

	06/28					
SIX Swiss Exchange	2019/ 06/28	17:35	69.74	USD	0.00	1
NYSE	2024/ 05/03	22:00	61.52	USD	681.14	95,056
Munich	2024/ 05/03	09:34	57.14	EUR	0.01	2
London Stock Exchange European Trade Reporting	2024/ 05/03	17:30	61.20	USD	0.00	10
Hanover	2024/ 05/03	08:00	56.90	EUR	0.00	3
Hamburg	2024/ 05/03	08:00	56.90	EUR	0.00	3
Frankfurt	2024/ 05/03	14:42	56.73	EUR	0.04	3
Euronext Milan MTF Trading After Hours	-	-	-		0.00	-
Euronext Milan MTF Global Equity Market	2024/ 05/03	17:44	57.44	EUR	0.00	1
Duesseldorf	2024/ 05/03	08:10	56.90	EUR	0.00	1
Berlin	2024/ 05/03	08:05	56.91	EUR	0.00	2

Company profile

Company Logo



Contact Details

CITIGROUP INC.

- -

388 Greenwich Street - 10013 New York

Telefon: +1-212-559-1000

Fax: +

E-mail: info@citigroup.com

PDF Downloads

Company report: CITIGROUP INC



Company Profile

Citigroup, Inc. is a holding company, which engages in the provision of financial products and services. It operates through the following segments: Global Consumer Banking, Institutional Clients Group, and Corporate and Other. The Global Consumer Banking segment provides traditional banking services to retail customers through retail banking, including commercial banking, and Citi-branded cards and Citi retail services. The Institutional Clients Group segment provides corporate, institutional, public sector and high-net-worth clients around the world with a full range of wholesale banking products and services. This segment includes fixed income and equity sales and trading, foreign exchange, prime brokerage, derivative services, equity and fixed income research, corporate lending, investment banking and advisory services, private banking, cash management, trade finance and securities services. The Corporate and Other segment includes certain unallocated costs of global staff functions, other corporate expenses and unallocated global operations and technology expenses, Corporate Treasury, certain North America and international legacy consumer loan portfolios, other legacy assets, and discontinued operations. The company was founded in 1812 and is headquartered in New York, NY.

Members of Management Board

John Dugan	Chairman of Board of Directors
Peter Henry	Member of Board of Directors
Barbara Desoer	Member of Board of Directors
Casper Wilhelm von Koskull	Member of Board of Directors
Diana Taylor	Member of Board of Directors
Duncan Hennes	Member of Board of Directors
Ellen Costello	Member of Board of Directors
Gary Reiner	Member of Board of Directors
Grace Dailey	Member of Board of Directors
James Turley	Member of Board of Directors
Renée James	Member of Board of Directors
S. Leslie Ireland	Member of Board of Directors
Jane Fraser	Chairman of Managing Board
Anand Selvakesari	Member of Executive Committee
Brent McIntosh	Member of Executive Committee
David Livingstone	Member of Executive Committee
Edward Skyler	Member of Executive Committee

Ernesto Torres Cantu	Member of Executive Committee
Margo Pilic	Member of Executive Committee
Mark Mason	Member of Executive Committee
Mike Whitaker	Member of Executive Committee
Nadir Darrah	Member of Executive Committee
Paco Ybarra	Member of Executive Committee
Peter Babej	Member of Executive Committee
Sara Wechter	Member of Executive Committee