



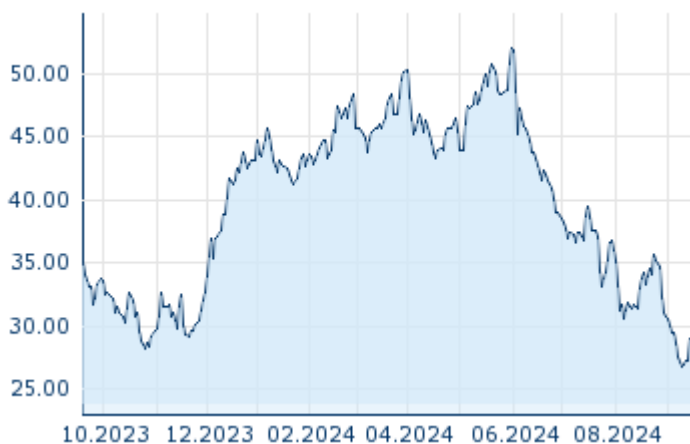
BATH & BODY WORKS INC.

ISIN: US0708301041 WKN: 070830104 Asset Class: Stock

Company 2024/09/18 22:00:02

Price
 **29.71**
 USD

Difference  **1.89%(0.55)**



Contact Details

BATH & BODY WORKS INC. Tel: +1-614-415-7000
 -- Fax: +1-614-415-7440
 3 Limited Parkway Web: <http://www.bbwinco.com>
 43230-1467 Columbus E-mail: -

Company Profile

Bath & Body Works, Inc. is a specialty retailers and home to America's Favorite Fragrances, offering a breadth of exclusive fragrances for the body and home, including the selling collections for fine fragrance mist, body lotion and body cream, 3-wick candles, home fragrance diffusers and liquid hand soap. The company was founded by Leslie Herbert Wexner in 1963 and is headquartered in Columbus, OH.

Financial figures, Fiscal year: from 04.02. to 03.02.

Financial figures	2024		2023		2022	
	Assets	Liabilities and equity	Assets	Liabilities and equity	Assets	Liabilities and equity
Current assets	2,115,000,000		2,266,000,000		3,009,000,000	
Common stock capital		120,000,000		122,000,000		134,000,000
Fixed assets	3,348,000,000		3,228,000,000		3,017,000,000	
Equity capital of a company		-1,626,000,000		-2,205,000,000		-1,517,000,000
Cash and cash equivalents	1,084,000,000		1,232,000,000		1,979,000,000	
Accrued liabilities		0		0		0
Other assets	-		-		-	
Current liabilities		1,289,000,000		1,379,000,000		1,290,000,000
Prepayments and accrued income	-		-		-	
Non-current liabilities		5,800,000,000		6,320,000,000		6,253,000,000
Different income		-		-		-
Other liabilities		261,000,000		276,000,000		253,000,000
Total assets	5,463,000,000	5,463,000,000	5,494,000,000	5,494,000,000	6,026,000,000	6,026,000,000

Balance notes

	2024	2023	2022
Accounting standard	US-GAAP	US-GAAP	US-GAAP
Employees	57,157	57,200	56,900
Equity ratio	-29.75%	-40.12%	-25.16%
Debt-equity ratio	-436.18%	-349.27%	-497.49%

Others

	2024	2023	2022
Tax Expense Rate	14.01%	24.02%	24.46%

BATH & BODY WORKS INC.

ISIN: US0708301041 WKN: 070830104 Asset Class: Stock

Income statement

	2024	2023	2022
Turnover	7,429,000,000	7,560,000,000	7,882,000,000
Net income	878,000,000	794,000,000	1,075,000,000
EBIT	1,228,853,600	1,253,142,800	1,629,175,600
Operating income before taxes	1,021,000,000	1,045,000,000	1,423,000,000
Cash Flow	954,000,000	1,144,000,000	1,492,000,000
Net interest income	-345,000,000	-348,000,000	-388,000,000
Research and development expenses	0	0	0
Income taxes	143,000,000	251,000,000	348,000,000
Result from investments in subsidiaries, associates and other	0	0	-
Revenues per employee	116,926	118,898	124,616

Board of Directors

Members of Management Board

Sarah Nash	Chairman of Board of Directors
Alessandro Bogliolo	Member of Board of Directors
Danielle Lee	Member of Board of Directors
Francis Hondal	Member of Board of Directors
James Symancyk	Member of Board of Directors
Juan Rajlin	Member of Board of Directors
Lucy Brady	Member of Board of Directors
Stephen Steinour	Member of Board of Directors
Steven Voskuil	Member of Board of Directors
Gina Boswell	Chairman of Managing Board
Deon Riley	Member of Executive Committee
Eva C. Boratto	Member of Executive Committee
Julie Rosen	Member of Executive Committee
Michael Wu	Member of Executive Committee
Tom Mazurek	Member of Executive Committee