


BANK OF AMERICA CORP.

ISIN: US0605051046 WKN: 060505104


Overview

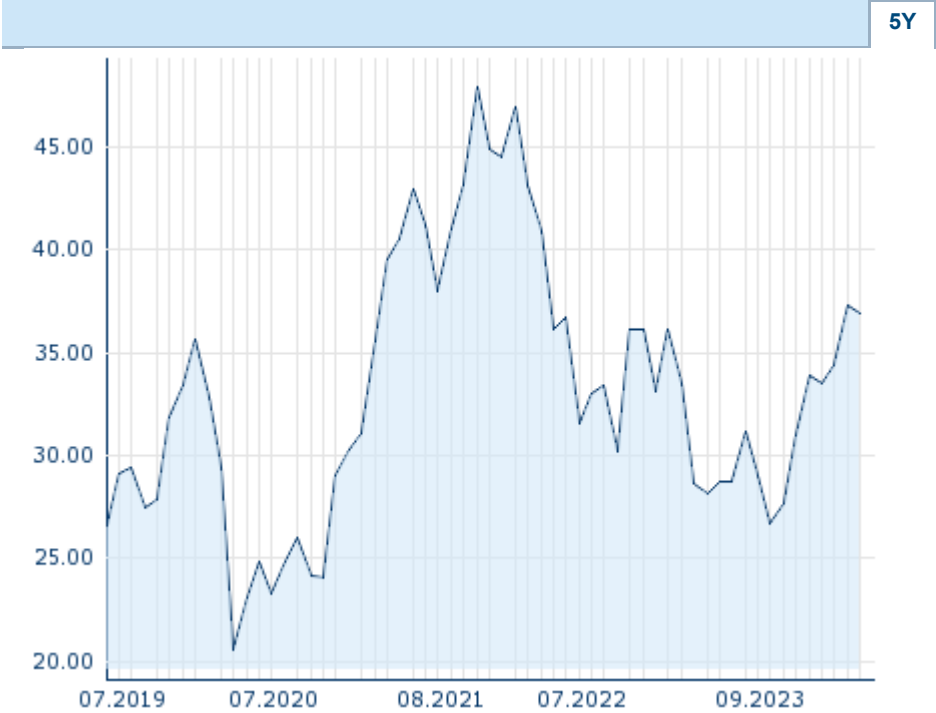
| | | |
|---------------------|---|--------------|
| 2024/05/03 16:26:20 | | |
| Price | 37.145 USD | |
| Difference |  | 0.72% (0.27) |

| | |
|--------------------|--------------|
| General attributes | |
| ISIN | US0605051046 |
| Symbol | BAC |
| Exchange | NYSE |
| Currency | USD |
| Sector | Financial |
| Security type | Stock |
| Market cap (m) | 270,593 EUR |
| Benchmark | S&P 500 |

| | |
|-------------------|-------------------|
| Market data | |
| Bid (Bid size) | 37.14 USD (1,100) |
| Ask (Ask size) | 37.15 USD (2,900) |
| Open | 37.25 USD |
| High | 37.53 USD |
| Low | 37.08 USD |
| Close (prev. day) | 36.88 USD |
| VWAP | 37.319568 USD |
| Volume (pcs) | 11,804,472 |
| Trading volume | 440,534,772.07 |
| Number of trades | 65,183 |
| Last size | 500 |

| | |
|---------------------|----|
| Futures and Options | |
| Related Futures | 15 |
| Related Options | - |

| | |
|---------------------------------------|---|
| PDF Downloads | |
| Company report: BANK OF AMERICA CORP. |  |




Information about previous performance does not guarantee future performance.
Source: FactSet

Recent research

| on instrument | on sector | on market | |
|---------------|---|-----------------------|---|
| Date | | Headline | Download |
| 2024/04/26 |  | Global Equity Ratings |  |
| 2024/04/03 |  | Global Equity Ratings |  |
| 2024/03/13 |  | Global Equity Ratings |  |
| 2024/02/22 |  | Global Equity Ratings |  |
| 2024/02/14 |  | Global Equity Ratings |  |

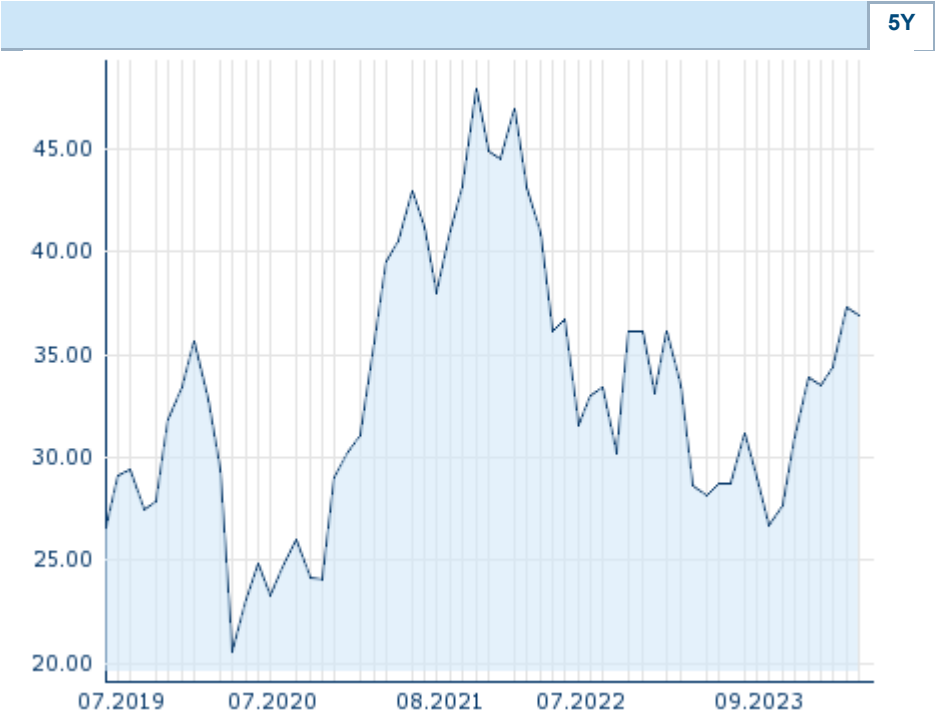
Details

| | | |
|---------------------|---|--------------|
| 2024/05/03 16:26:20 | | |
| Price | 37.145 USD | |
| Difference |  | 0.72% (0.27) |

| | |
|--------------------|--------------|
| General attributes | |
| ISIN | US0605051046 |
| Symbol | BAC |
| Exchange | NYSE |
| Currency | USD |
| Sector | Financial |
| Security type | Stock |
| Market cap (m) | 270,593 EUR |
| Benchmark | S&P 500 |

| | |
|-------------------|-------------------|
| Market data | |
| Bid (Bid size) | 37.14 USD (1,100) |
| Ask (Ask size) | 37.15 USD (2,900) |
| Open | 37.25 USD |
| High | 37.53 USD |
| Low | 37.08 USD |
| Close (prev. day) | 36.88 USD |
| VWAP | 37.319568 USD |
| Volume (pcs) | 11,804,472 |
| Trading volume | 440,534,772.07 |
| Number of trades | 65,183 |
| Last size | 500 |

| | | | |
|----------------------|---------|---------|--------|
| Performance and Risk | | | |
| | 6m | 1Y | 3Y |
| Perf (%) | +32.45% | +34.63% | +1.99% |
| Perf (abs.) | +8.43 | +8.85 | +0.67 |
| Beta | 0.85 | 1.00 | 0.99 |
| Volatility | 20.71 | 22.93 | 26.86 |



Information about previous performance does not guarantee future performance.
Source: FactSet

| | |
|---|-------------------------|
| Price data | |
| Ø price 5 days Ø volume 5 days (pcs.) | 37.242 USD (30,530,839) |
| Ø price 30 days Ø volume 30 days (pcs.) | 37.056 USD (39,557,274) |
| Ø price 100 days Ø volume 100 days (pcs.) | 34.754 USD (41,326,393) |
| Ø price 250 days Ø volume 250 days (pcs.) | 31.142 USD (43,185,336) |
| YTD High date | 38.495 USD (2024/04/24) |
| YTD Low date | 31.270 USD (2024/01/17) |
| 52 Weeks High date | 38.495 USD (2024/04/24) |
| 52 Weeks Low date | 24.960 USD (2023/10/27) |

| | | | | | |
|--|------------|-------|------------|-----------------------|------------------|
| All listings for BANK OF AMERICA CORP. | | | | | |
| Exchange  | Date | Time | Price | Trading volume (mio.) | Number of trades |
| Xetra | 2024/05/03 | 16:23 | 34.505 EUR | 0.11 | 69 |
| Vienna Stock Exchange | 2024/05/03 | 09:05 | 34.35 EUR | 0.00 | 1 |
| Tradegate | 2024/05/03 | 16:25 | 34.55 EUR | 0.10 | 33 |
| Stuttgart | 2024/05/03 | 14:32 | 34.43 EUR | 0.00 | 2 |
| SIX Swiss Exchange | 2019/ | 17:35 | 28.67 USD | 0.00 | 1 |

| | | | | | | |
|---|----------------|-------|------------|--------|--------|--|
| | 06/28 | | | | | |
| SIX Swiss Exchange | 2023/ 03/14 | 17:36 | 28.50 CHF | 0.00 | 1 | |
| NYSE | 2024/ 05/03 | 16:26 | 37.145 USD | 440.53 | 65,183 | |
| Munich | 2024/ 05/03 | 08:05 | 34.435 EUR | 0.00 | 1 | |
| London Stock Exchange | 2024/ 05/02 | 17:35 | 36.825 USD | 0.00 | 3 | |
| Hanover | 2024/ 05/03 | 08:02 | 34.435 EUR | 0.00 | 1 | |
| Hamburg | 2024/ 05/03 | 08:00 | 34.44 EUR | 0.00 | 1 | |
| Frankfurt | 2024/ 05/03 | 15:49 | 34.695 EUR | 0.02 | 5 | |
| Euronext Milan MTF Trading After Hours | 2024/ 04/18 | 18:40 | 33.85 EUR | 0.00 | 1 | |
| Euronext Milan MTF Global Equity Market | 2024/ 05/03 | 15:39 | 34.585 EUR | 0.00 | 2 | |
| Duesseldorf | 2024/ 05/03 | 08:10 | 34.43 EUR | 0.00 | 1 | |
| Berlin | 2024/ 05/03 | 08:08 | 34.435 EUR | 0.00 | 1 | |

Company profile

Company Logo



Contact Details

BANK OF AMERICA CORP.

- -

100 North Tryon Street - 28255 Charlotte

Telefon: +1-704-386-5681

Fax: +1-704-386-6699

E-mail: -

PDF Downloads

Company report: BANK OF AMERICA CORP.

Company Profile

Bank of America Corp. is a bank and financial holding company, which engages in the provision of banking and nonbank financial services. It operates through the following segments: Consumer Banking, Global Wealth and Investment Management (GWIM), Global Banking, Global Markets, and All Other. The Consumer Banking segment offers credit, banking, and investment products and services to consumers and small businesses. The GWIM segment offers solutions to meet clients’s needs through a full set of investment management, brokerage, banking, and retirement products. The Global Banking segment deals with lending-related products and services, integrated working capital management and treasury solutions to clients, and underwriting and advisory services. The Global Markets segment includes sales and trading services, as well as research, to institutional clients across fixed-income, credit, currency, commodity, and equity businesses. The All Other segment consists of asset and liability management activities, equity investments, non-core mortgage loans and servicing activities, the net impact of periodic revisions to the mortgage servicing rights (MSR) valuation model for both core and non-core MSRs, other liquidating businesses, residual expense allocations and other. The company was founded by Amadeo Peter Giannini in 1904 and is headquartered in Charlotte, NC.

| Members of Management Board | |
|-----------------------------|-------------------------------|
| Clayton Rose | Member of Board of Directors |
| Maria Zuber | Member of Board of Directors |
| Arnold Donald | Member of Board of Directors |
| Denise Ramos | Member of Board of Directors |
| José Almeida | Member of Board of Directors |
| Linda Hudson | Member of Board of Directors |
| Lionel Nowell | Member of Board of Directors |
| Michael White | Member of Board of Directors |
| Monica Lozano | Member of Board of Directors |
| Pierre de Weck | Member of Board of Directors |
| Sharon Allen | Member of Board of Directors |
| Thomas Woods | Member of Board of Directors |
| Brian T. Moynihan | Chairman of Managing Board |
| Aditya Bhasin | Member of Executive Committee |
| Alastair Borthwick | Member of Executive Committee |
| Aron Levine | Member of Executive Committee |
| Bernard Mensah | Member of Executive Committee |

| | |
|----------------------|-------------------------------|
| Bruce R. Thompson | Member of Executive Committee |
| Catherine P. Bessant | Member of Executive Committee |
| Christine P. Katziff | Member of Executive Committee |
| D. Steve Boland | Member of Executive Committee |
| Dean C. Athanasia | Member of Executive Committee |
| Geoffrey S. Greener | Member of Executive Committee |
| Holly O'Neill | Member of Executive Committee |
| Jim DeMare | Member of Executive Committee |