


BAIDU INC. SPON. ADR

ISIN: US0567521085      WKN: 056752108

Overview

2024/04/19 21:53:25		
Price	94.99 USD	
Difference		-0.62% (-0.59)

General attributes	
ISIN	US0567521085
Symbol	BIDU
Exchange	Nasdaq
Currency	USD
Sector	IT-Technology
Security type	Stock
Market cap (m)	53,105 EUR
Benchmark	MSCI WORLD INDEX (STRD, UHD)

Market data	
Bid (Bid size)	94.97 USD (200)
Ask (Ask size)	95.00 USD (400)
Open	94.63 USD
High	95.45 USD
Low	94.45 USD
Close (prev. day)	95.58 USD
VWAP	94.957833 USD
Volume (pcs)	1,582,335
Trading volume	150,265,858.25
Number of trades	27,451
Last size	150










Futures and Options	
Related Futures	-
Related Options	-

PDF Downloads	
Company report: BAIDU INC. SPON. ADR	



Information about previous performance does not guarantee future performance.  
Source: FactSet

Recent research

on instrument		on sector	
Date		Headline	Download
2023/06/06		Global Equity Ratings	
2023/06/01		Global Equity Ratings	
2023/05/24		Global Equity Ratings	
2023/05/03		Global Equity Ratings	
2023/04/25		Global Equity Ratings	

Details

2024/04/19 21:53:25		
Price	94.99 USD	
Difference	<div><div></div></div>	-0.62% (-0.59)

General attributes	
ISIN	US0567521085
Symbol	BIDU
Exchange	Nasdaq
Currency	USD
Sector	IT-Technology
Security type	Stock
Market cap (m)	53,105 EUR
Benchmark	MSCI WORLD INDEX (STRD, UHD)

Market data	
Bid (Bid size)	94.97 USD (200)
Ask (Ask size)	95.00 USD (400)
Open	94.63 USD
High	95.45 USD
Low	94.45 USD
Close (prev. day)	95.58 USD
VWAP	94.957833 USD
Volume (pcs)	1,582,335
Trading volume	150,265,858.25
Number of trades	27,451
Last size	150

Performance and Risk			
	6m	1Y	3Y
Perf (%)	-16.68%	-27.14%	-55.24%
Perf (abs.)	-19.13	-35.60	-117.98
Beta	1.33	1.65	1.59
Volatility	37.86	39.65	53.67



Information about previous performance does not guarantee future performance.  
Source: FactSet

Price data	
Ø price 5 days   Ø volume 5 days (pcs.)	95.97 USD (3,514,943)
Ø price 30 days   Ø volume 30 days (pcs.)	102.86 USD (3,203,039)
Ø price 100 days   Ø volume 100 days (pcs.)	108.19 USD (3,223,008)
Ø price 250 days   Ø volume 250 days (pcs.)	121.51 USD (2,677,112)
YTD High   date	119.75 USD (2024/01/05)
YTD Low   date	94.25 USD (2024/04/17)
52 Weeks High   date	156.98 USD (2023/07/31)
52 Weeks Low   date	94.25 USD (2024/04/17)

All listings for BAIDU INC. SPON. ADR					
Exchange	Date	Time	Price	Trading volume (mio.)	Number of trades
Vienna Stock Exchange	2024/04/18	17:32	90.00 EUR	0.00	2
Tradegate	2024/04/19	21:37	89.30 EUR	0.49	86
Stuttgart	2024/04/19	21:51	89.00 EUR	0.01	9
Singapore Exchange	2017/09/11	06:04	175.00 USD	0.00	2
SIX Swiss Exchange	2020/04/	17:35	105.00 CHF	0.00	1

	30					
Nasdaq	2024/04/19	21:53	94.99 USD	150.27		27,451
Munich	2024/04/19	08:03	88.90 EUR	0.00		1
London Stock Exchange	2024/04/19	17:35	186.00 USD	0.00		1
Hanover	2024/04/19	08:05	88.70 EUR	0.00		1
Hamburg	2024/04/19	08:00	88.90 EUR	0.00		1
Frankfurt	2024/04/19	17:17	89.30 EUR	0.04		12
Duesseldorf	2024/04/19	19:30	88.90 EUR	0.00		6
Berlin	2024/04/19	08:08	88.40 EUR	0.00		1

## Company profile

### Company Logo



### Contact Details

BAIDU INC.

- -

Baidu Campus, No. 10 Shangdi, 10th Street  
- 100085 Beijing

Telefon: +86-10-5992-8888

Fax: +86-10-5992-0000

E-mail: -

### PDF Downloads

Company report: BAIDU INC. SPON.  
ADR

### Company Profile

Baidu, Inc. engages in the provision of internet search and online marketing solutions. The firm's products and services include Baidu App, Baidu Search, Baidu Feed, Haokan, Quanmin, Baidu Post Bar, Baidu Knows, Baidu Encyclopedia, Baidu Input Method Editor or Baidu IME and Overseas Products. It operates through the following segments: Baidu Core and iQIYI. The Baidu Core segment provides search-based, feed-based, and other online marketing services. The iQiyi segment is an online entertainment service provider, which offers original, professionally produced and partner-generated content on its platform. The company was founded by Yanhong Li and Xu Yong on January 18, 2000 and is headquartered in Beijing, China.

### Members of Management Board

Yan Hong Li	Chairman of Managing Board
-------------	----------------------------

Dou Shen	Member of Executive Committee
----------	-------------------------------

Hai Feng Wang	Member of Executive Committee
---------------	-------------------------------

Rong Luo	Member of Executive Committee
----------	-------------------------------

Juan Lin	Member of Executive Committee
----------	-------------------------------

Junjie He	Member of Executive Committee
-----------	-------------------------------

Shan Shan Cui	Member of Executive Committee
---------------	-------------------------------

Tan Su	Member of Executive Committee
--------	-------------------------------

Wen Ying Lyu	Member of Executive Committee
--------------	-------------------------------

Yang Xiao	Member of Executive Committee
-----------	-------------------------------

Zhenyu Li	Member of Executive Committee
-----------	-------------------------------

Zhi Xiang Liang	Member of Executive Committee
-----------------	-------------------------------

### Board of directors

Brent Callinicos	Member of Supervisory Board
------------------	-----------------------------

Ji An Ding	Member of Supervisory Board
------------	-----------------------------

Ji Xun Foo	Member of Supervisory Board
------------	-----------------------------

Jixun Foo	Member of Supervisory Board
-----------	-----------------------------

Ran Xu	Member of Supervisory Board
--------	-----------------------------

Yuan Qing Yang	Member of Supervisory Board
----------------	-----------------------------