

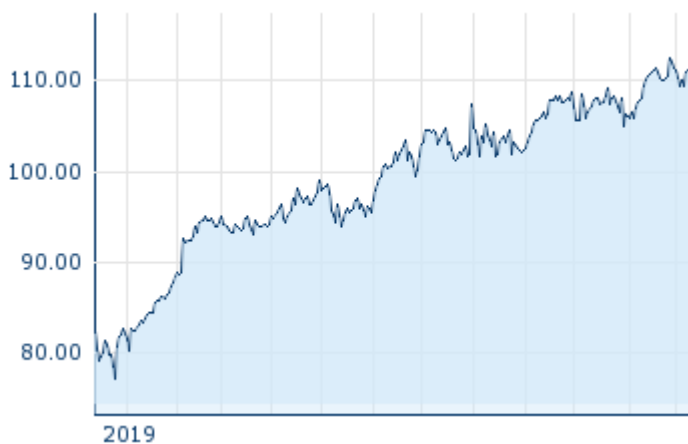


ALLSTATE CORP

ISIN: US0200021014 WKN: 020002101 Asset Class: Stock

Company	2019/12/12 17:38:13
	Price 110.22 USD
	Difference  0.57%(0.63)



Contact Details

THE ALLSTATE CORPORATION
--
Sanders Road 2775
60062-6127 Northbrook, IL

Tel: +1-800-255-7828
Fax: -
Web: <http://www.allstate.com/>
E-mail: invrel@allstate.com

Company Profile

The Allstate Corporation (NYSE: ALL) is the nation's largest publicly held personal lines insurer, protecting approximately 16 million households from life's uncertainties through auto, home, life and other insurance offered through its Allstate, Esurance, Encompass and Answer Financial brand names. Allstate is widely known through the slogan You're In Good Hands With Allstate®. The Allstate brand's network of small businesses offers auto, home, life and retirement products and services to customers in the United States and Canada.

Financial figures, Fiscal year: from 01.01. to 31.12.

Financial figures	2018		2017		2016	
	Assets	Liabilities and equity	Assets	Liabilities and equity	Assets	Liabilities and equity
Receivables	-	-	-	-	-	-
Investments	81,260,000,000	-	82,803,000,000	-	81,799,000,000	-
Accrued liabilities	-	-	-	-	-	-
Liabilities	-	90,937,000,000	-	89,871,000,000	-	88,037,000,000
Common stock capital	-	9,000,000	-	9,000,000	-	9,000,000
Equity capital of a company	-	21,312,000,000	-	22,551,000,000	-	20,573,000,000
Total assets	112,249,000,000	112,249,000,000	112,422,000,000	112,422,000,000	108,610,000,000	108,610,000,000

Balance notes

	2018	2017	2016
Accounting standard	US-GAAP	US-GAAP	US-GAAP
Employees	45,700	42,900	43,050
Equity ratio	18.99%	20.06%	18.94%
Debt-equity ratio	426.69%	398.52%	427.92%

Others

	2018	2017	2016
Tax Expense Rate	17.93%	20.10%	31.84%

ALLSTATE CORP

ISIN: US0200021014 WKN: 020002101 Asset Class: Stock

Income statement

	2018	2017	2016
Contributions receipts	34,048,000,000	32,300,000,000	31,307,000,000
Net income	2,252,000,000	3,189,000,000	1,877,000,000
EBIT	2,480,027,200	3,607,065,800	2,489,065,200
Operating income before taxes	2,744,000,000	3,991,000,000	2,754,000,000
Income taxes	492,000,000	802,000,000	877,000,000

Board of Directors

Members of Management Board

Thomas J. Wilson	Chairman of Board of Directors
Siddharth N. Mehta	Member of Board of Directors
Perry M. Traquina	Member of Board of Directors
Michael L. Eskew	Member of Board of Directors
Margaret M. Keane	Member of Board of Directors
Kermit R. Crawford	Member of Board of Directors
Judith A. Sprieser	Member of Board of Directors
Jacques P. Perold	Member of Board of Directors
Gregg M. Sherrill	Member of Board of Directors
Andrea Redmond	Member of Board of Directors
Thomas J. Wilson	Chairman of Managing Board
Susan L. Lees	Member of Executive Committee
Suren Gupta	Member of Executive Committee
Steven P. Sorenson	Member of Executive Committee
Steven E. Shebik	Member of Executive Committee
Mary Jane Fortin	Member of Executive Committee
Mario Rizzo	Member of Executive Committee
Ken Rosen	Member of Executive Committee
Julie Parsons	Member of Executive Committee
John O'Donnell	Member of Executive Committee
John Dugenske	Member of Executive Committee
Jess Merten	Member of Executive Committee
Guy Hill	Member of Executive Committee
Glenn Shapiro	Member of Executive Committee
Elizabeth Brady	Member of Executive Committee