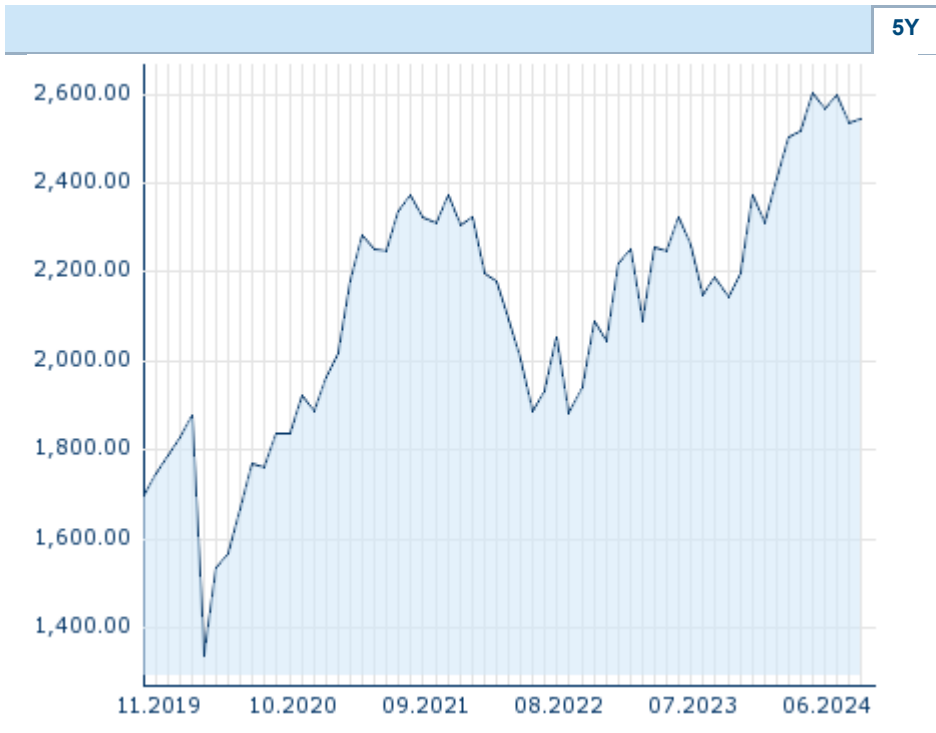


# OMX STOCKHOLM 30 INDEX

ISIN: **SE0000337842** WKN: -

## Overview

2024/09/19 12:15:17	
<b>Price</b>	<b>2,592.9545</b> SEK
<b>Difference</b>	<span style="color: green;">▲</span> 1.91% (48.71)
<b>General attributes</b>	
ISIN	SE0000337842
Symbol	-
Country	Sweden
Instruments in index	30
Type of index	-
Security type	Index
<b>Market data</b>	
Open	2,569.2704 SEK
High	2,594.5805 SEK
Low	2,565.7083 SEK
Close (prev. day)	2,544.2452 SEK
Trading volume (m)	-
Volume (pcs)	-



Information about previous performance does not guarantee future performance.  
Source: FactSet

### Top 5

Name	Price	+ - (%)	Trend
SAMHALLSBY...	7.548	+6.69	<span style="color: green;">▲</span>
SINCH AB	32.11	+4.32	<span style="color: green;">▲</span>
SAAB AB SE...	230.65	+4.06	<span style="color: green;">▲</span>
HEXAGON AB...	103.15	+3.48	<span style="color: green;">▲</span>
BOLIDEN AB	308.20	+3.42	<span style="color: green;">▲</span>

Intraday 1W 1M 6m 1Y 3Y

### Flop 5

Name	Price	+ - (%)	Trend
TELIA CO. ...	33.43	-0.42	<span style="color: red;">▼</span>
TELE2 AB S...	117.00	-0.17	<span style="color: red;">▼</span>

Intraday 1W 1M 6m 1Y 3Y

### Futures and Options

Related Futures	29
Related Options	-

### Recent research

Date	Headline	Download
2024/09/11	Global Equity Ratings	
2024/09/05	Global Equity Ratings	
2024/08/12	Global Equity Ratings	
2024/07/24	Global Equity Ratings	
2024/07/12	Global Equity Ratings	

## Details

2024/09/19 12:15:17

Price

**2,592.9545**

SEK

Difference



1.91% (48.71)

## General attributes

ISIN SE0000337842

Symbol -

Country Sweden

Security type Index

Instruments in index 30

## Market data

Open 2,569.2704 SEK

High 2,594.5805 SEK

Low 2,565.7083 SEK

Close (prev. day) 2,544.2452 SEK

Trading volume (m) -

Volume (pcs) -

## Performance and Risk

	6m	1Y	3Y
Perf (%)	+1.57%	+16.33%	+9.50%
Perf (abs.)	+39.44	+357.23	+220.69
Beta	-	-	-
Volatility	13.74	13.13	17.23

































5Y

Information about previous performance does not guarantee future performance.  
Source: FactSet

## Price data

Ø price 5 days   Ø volume 5 days (pcs.)	2,533.1219 SEK (0)
Ø price 30 days   Ø volume 30 days (pcs.)	2,526.5392 SEK (0)
Ø price 100 days   Ø volume 100 days (pcs.)	2,563.3759 SEK (0)
Ø price 250 days   Ø volume 250 days (pcs.)	2,423.9930 SEK (0)
YTD High   date	2,648.1991 SEK (2024/05/23)
YTD Low   date	2,285.8717 SEK (2024/01/17)
52 Weeks High   date	2,648.1991 SEK (2024/05/23)
52 Weeks Low   date	2,036.8798 SEK (2023/10/26)

## Composition

Name  ISIN	Price	Diff %  Diff +/-	Performance 	Date Time	Turnover Pc.  Turnover Money 
ABB LTD CH0012221716	580.60	1.22% 7.00		24/09/19 12:15:14	218,358 126,004,975.40
ALFA LAVAL AB SE0000695876	476.40	2.67% 12.40		24/09/19 12:15:09	159,383 75,353,755.55
ASSA ABLOY AB SER. B SE0007100581	337.40	1.72% 5.70		24/09/19 12:15:01	204,234 68,487,965.90
ASTRAZENECA PLC GB0009895292	1,614.00	1.00% 16.00		24/09/19 12:13:41	57,517 92,673,896.25
ATLAS COPCO AB SER. A SE0017486889	184.45	2.61% 4.70		24/09/19 12:15:12	1,236,428 225,487,005.66
ATLAS COPCO AB SER. B SE0017486897	162.60	3.14% 4.95		24/09/19 12:15:17	618,735 99,378,375.36
BOLIDEN AB SE0020050417	308.20	3.42% 10.20		24/09/19 12:15:17	719,988 220,727,325.20
ELECTROLUX AB SER. B SE0016589188	99.92	2.25% 2.20		24/09/19 12:14:39	628,611 62,601,186.75
ERICSSON(LM)TEL SE0000108656	76.30	1.54% 1.16		24/09/19 12:15:09	1,820,917 138,824,345.63
ESSITY AB SER'B'NPV SE0009922164	319.50	0.82% 2.60		24/09/19 12:15:00	215,714 68,709,699.40
EVOLUTION AB SE0012673267	1,017.00	1.72% 17.20		24/09/19 12:15:17	211,664 214,859,787.25
GETINGE AB SER. B SE0000202624	228.40	2.06% 4.60		24/09/19 12:15:10	244,848 55,817,723.05
HENNES & MAURITZ AB 'B' SE0000106270	179.45	2.34% 4.10		24/09/19 12:15:00	770,575 137,687,064.66
HEXAGON AB SER. B SE0015961909	103.15	3.48% 3.47		24/09/19 12:15:11	664,693 67,875,859.28
INVESTOR AB SER. B SE0015811963	308.10	2.02% 6.10		24/09/19 12:15:17	1,149,737 351,602,683.08
KINNEVIK AB CLASS 'B' SE0022060521	80.93	1.91% 1.52		24/09/19 12:15:09	483,863 39,061,153.95
NIBE INDUSTRIER AB SER. B SE0015988019	49.68	1.87% 0.91		24/09/19 12:15:09	1,759,741 87,653,367.77
NORDEA BANK ABP FI4000297767	120.30	1.43% 1.70		24/09/19 12:12:25	1,393,462 167,070,668.50
SAAB AB SER. B SE0021921269	230.55	4.02% 8.90		24/09/19 12:15:17	750,958 171,237,815.76
SAMHALLSBYGGNADSBOLAGET I... SE0009554454	7.548	6.69% 0.47		24/09/19 12:15:15	30,590,030 227,020,722.28
SANDVIK AB SE0000667891	217.80	3.17% 6.70		24/09/19 12:15:13	819,567 176,757,309.15
SINCH AB SE0016101844	32.11	4.32% 1.33		24/09/19 12:14:58	1,510,128 47,886,524.23
SKANDINAVISKA ENSKILDA BA... SE0000148884	158.30	0.83% 1.30		24/09/19 12:15:02	1,167,072 184,449,592.07
SKF AB SER. B SE0000108227	202.90	2.94% 5.80		24/09/19 12:15:08	718,879 144,337,693.44
SVENSKA CELLULOSA AB SCA ... SE0000112724	147.30	2.40% 3.45		24/09/19 12:15:09	347,119 50,931,568.43

SVENSKA HANDELSBANKEN AB ... SE0007100599	106.70	1.23% 1.30	■	24/09/19 12:14:59	1,479,934 157,049,883.70
SWEDBANK AB SER A SE0000242455	219.10	1.11% 2.40	■	24/09/19 12:14:22	627,072 137,074,333.15
TELE2 AB SER. B SE0005190238	117.00	-0.17% -0.20		24/09/19 12:15:10	517,174 60,544,092.71
TELIA CO. AB SE0000667925	33.43	-0.42% -0.14		24/09/19 12:15:00	2,155,921 72,119,318.19
VOLVO AB SER. B SE0000115446	264.40	1.07% 2.80	■	24/09/19 12:15:11	1,885,614 495,285,284.00