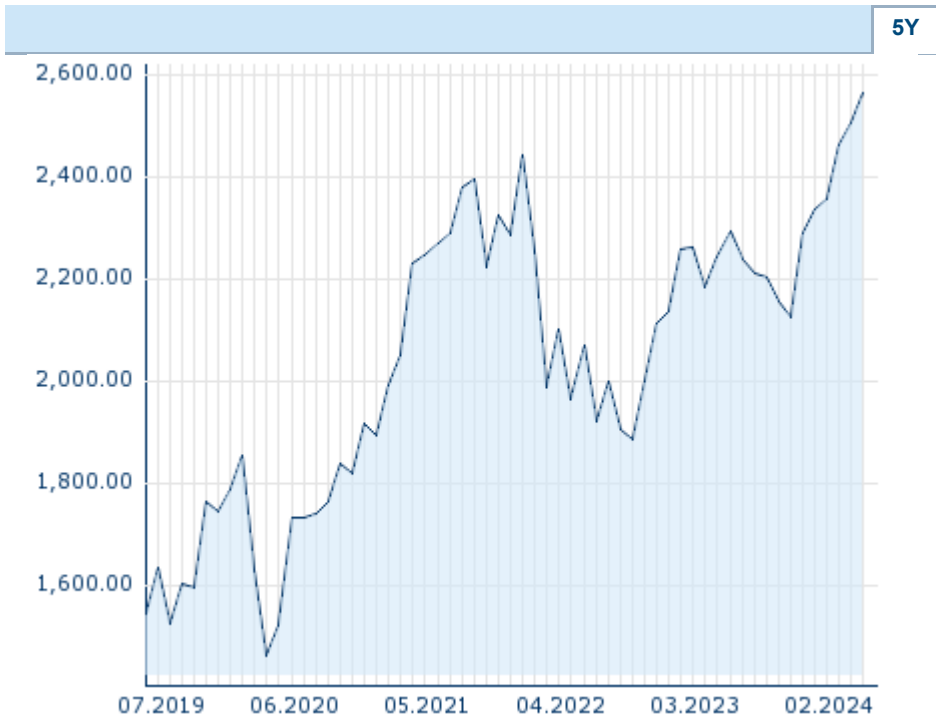


# OMX STOCKHOLM 30 INDEX

ISIN: SE0000337842 WKN: -

## Overview

2024/05/07 16:40:22	
<b>Price</b>	<b>2,585.4120</b>
SEK	
<b>Difference</b>	<span style="color: green;">↗</span> 0.84% (21.62)
<b>General attributes</b>	
ISIN	SE0000337842
Symbol	-
Country	Sweden
Instruments in index	30
Type of index	-
Security type	Index
<b>Market data</b>	
Open	2,574.9415 SEK
High	2,586.1937 SEK
Low	2,561.8338 SEK
Close (prev. day)	2,563.7888 SEK
Trading volume (m)	-
Volume (pcs)	-



Information about previous performance does not guarantee future performance.  
Source: FactSet

### Top 5

Name	Price	+ - (%)	Trend
SAMHALLSBY...	4.537	+4.47	<span style="color: green;">↗</span>
AUTOLIV IN...	1,361.40	+2.98	<span style="color: green;">↗</span>
SANDVIK AB	229.30	+2.32	<span style="color: green;">↗</span>
ELECTROLUX...	98.20	+2.27	<span style="color: green;">↗</span>
NIBE INDUS...	53.66	+2.17	<span style="color: green;">↗</span>

Intraday 1W 1M 6m 1Y 3Y

### Flop 5

Name	Price	+ - (%)	Trend
SINCH AB	21.29	-14.87	<span style="color: red;">↘</span>
BOLIDEN AB	358.70	-0.88	<span style="color: gray;">↔</span>
TELE2 AB S...	103.00	-0.58	<span style="color: gray;">↔</span>
SVENSKA HA...	97.34	-0.47	<span style="color: gray;">↔</span>

Intraday 1W 1M 6m 1Y 3Y

### Recent research

Date	Headline	Download
2024/04/26	Global Equity Ratings	<a href="#">Download</a>
2024/04/03	Global Equity Ratings	<a href="#">Download</a>
2024/03/26	Global Strategy 2Q 2024	<a href="#">Download</a>
2024/03/13	Global Equity Ratings	<a href="#">Download</a>
2024/02/22	Global Equity Ratings	<a href="#">Download</a>

**Futures and Options**

**Related Futures** 19

**Related Options** -

## Details

2024/05/07 16:40:22

Price

**2,585.4120**

SEK

Difference



0.84% (21.62)

## General attributes

ISIN SE0000337842

Symbol -

Country Sweden

Security type Index

Instruments in index 30

## Market data

Open 2,574.9415 SEK

High 2,586.1937 SEK

Low 2,561.8338 SEK

Close (prev. day) 2,563.7888 SEK

Trading volume (m) -

Volume (pcs) -

## Performance and Risk

	6m	1Y	3Y
Perf (%)	+20.73%	+14.43%	+14.12%
Perf (abs.)	+440.29	+323.30	+317.17
Beta	-	-	-
Volatility	11.20	12.20	17.24





























Information about previous performance does not guarantee future performance.  
Source: FactSet

## Price data

Ø price 5 days   Ø volume 5 days (pcs.)	2,546.3681 SEK (0)
Ø price 30 days   Ø volume 30 days (pcs.)	2,525.8956 SEK (0)
Ø price 100 days   Ø volume 100 days (pcs.)	2,434.8870 SEK (0)
Ø price 250 days   Ø volume 250 days (pcs.)	2,297.4153 SEK (0)
YTD High   date	2,572.7463 SEK (2024/04/29)
YTD Low   date	2,285.8717 SEK (2024/01/17)
52 Weeks High   date	2,572.7463 SEK (2024/04/29)
52 Weeks Low   date	2,036.8798 SEK (2023/10/26)

## Composition

Name  ISIN	Price	Diff %  Diff +/-	Performance 	Date Time	Turnover Pc.  Turnover Money 
ABB LTD CH0012221716	545.20	0.59% 3.20		24/05/07 16:40:12	377,460 204,618,617.10
ALFA LAVAL AB SE0000695876	477.10	0.97% 4.60		24/05/07 16:40:00	197,176 93,439,380.10
ASSA ABLOY AB SER. B SE0007100581	303.50	1.17% 3.50		24/05/07 16:40:02	438,964 132,577,634.05
ASTRAZENECA PLC GB0009895292	1,646.00	0.73% 12.00		24/05/07 16:39:58	191,244 314,374,494.25
ATLAS COPCO AB SER. A SE0017486889	198.85	0.94% 1.85		24/05/07 16:39:42	705,806 139,138,411.85
ATLAS COPCO AB SER. B SE0017486897	171.60	0.85% 1.45		24/05/07 16:40:01	509,432 86,660,258.78
AUTOLIV INC. SDB SE0021309614	1,361.40	2.98% 39.40		24/05/07 16:39:40	56,280 75,265,067.40
BOLIDEN AB SE0020050417	358.70	-0.88% -3.20		24/05/07 16:40:09	563,583 201,738,208.80
ELECTROLUX AB SER. B SE0016589188	98.20	2.27% 2.18		24/05/07 16:40:20	1,025,906 99,894,890.89
ERICSSON(LM)TEL SE0000108656	58.26	1.64% 0.94		24/05/07 16:40:10	3,545,753 205,733,138.45
ESSITY AB SER'B'NPV SE0009922164	277.10	0.04% 0.10		24/05/07 16:40:07	474,898 131,345,760.55
EVOLUTION AB SE0012673267	1,223.50	1.62% 19.50		24/05/07 16:40:03	165,823 201,649,480.50
GETINGE AB SER. B SE0000202624	235.80	1.42% 3.30		24/05/07 16:38:57	304,778 71,189,631.60
HENNES & MAURITZ AB 'B' SE0000106270	168.95	0.18% 0.30		24/05/07 16:40:19	485,471 82,306,652.89
HEXAGON AB SER. B SE0015961909	120.05	1.14% 1.35		24/05/07 16:39:55	1,250,476 149,642,228.42
INVESTOR AB SER. B SE0015811963	279.65	1.19% 3.30		24/05/07 16:40:23	1,689,994 470,202,639.12
KINNEVIK AB CLASS 'B' SE0015810247	121.50	1.25% 1.50		24/05/07 16:40:08	738,709 90,168,862.33
NIBE INDUSTRIER AB SER. B SE0015988019	53.66	2.17% 1.14		24/05/07 16:40:12	2,397,798 128,294,033.22
NORDEA BANK ABP FI4000297767	130.70	1.08% 1.40		24/05/07 16:39:48	2,078,940 270,887,180.99
SAMHALLSBYGGNADSBOLAGET I... SE0009554454	4.537	4.64% 0.20		24/05/07 16:40:22	39,983,712 183,548,962.36
SANDVIK AB SE0000667891	229.40	2.37% 5.30		24/05/07 16:40:22	1,714,176 390,218,460.65
SINCH AB SE0016101844	21.29	-14.87% -3.72		24/05/07 16:40:17	27,439,369 602,039,958.41
SKANDINAVISKA ENSKILDA BA... SE0000148884	150.80	0.57% 0.85		24/05/07 16:40:19	1,140,453 171,945,343.76
SKF AB SER. B SE0000108227	238.90	1.92% 4.50		24/05/07 16:40:20	497,833 118,235,256.80
SVENSKA CELLULOSA AB SCA ... SE0000112724	164.75	1.23% 2.00		24/05/07 16:39:22	274,263 44,911,323.38

SVENSKA HANDELSBANKEN AB ... SE0007100599	97.34	-0.47% -0.46		24/05/07 16:40:20	3,635,046 354,140,429.30
SWEDBANK AB SER A SE0000242455	217.50	0.05% 0.10		24/05/07 16:39:47	863,339 187,534,266.70
TELE2 AB SER. B SE0005190238	103.00	-0.58% -0.60		24/05/07 16:39:56	1,739,027 179,771,059.77
TELIA CO. AB SE0000667925	25.31	0.12% 0.03		24/05/07 16:39:48	3,032,479 76,785,986.09
VOLVO AB SER. B SE0000115446	276.40	0.62% 1.70		24/05/07 16:40:14	1,237,619 340,125,890.40