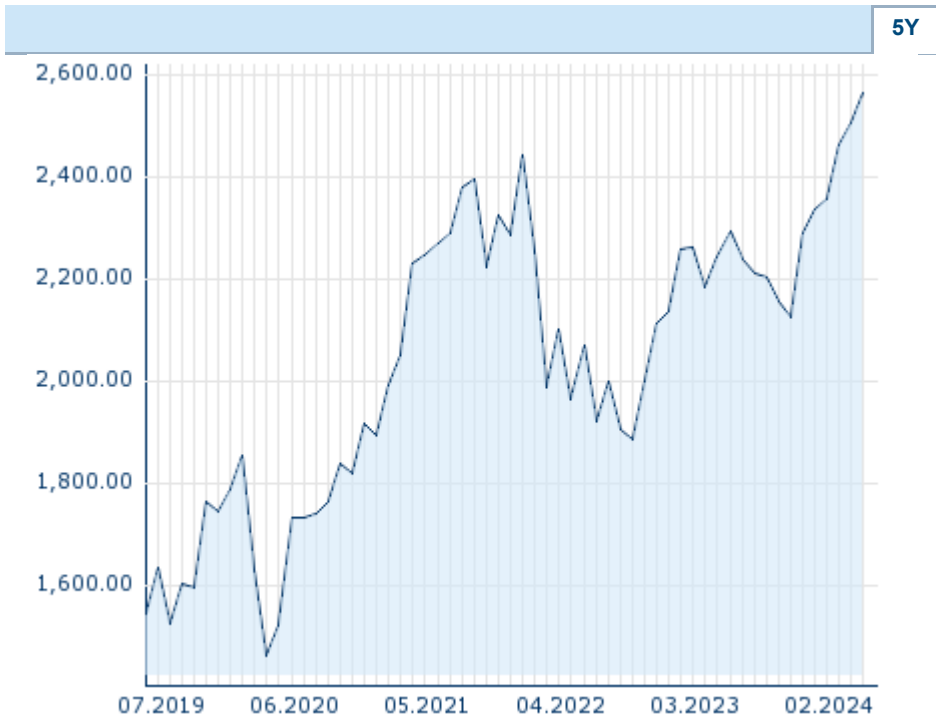


OMX STOCKHOLM 30 INDEX

ISIN: **SE0000337842** WKN: -

Overview

2024/05/06 17:35:00	
Price	2,563.7888 SEK
Difference	▲ 0.93% (23.71)
General attributes	
ISIN	SE0000337842
Symbol	-
Country	Sweden
Instruments in index	30
Type of index	-
Security type	Index
Market data	
Open	2,549.1874 SEK
High	2,563.9184 SEK
Low	2,541.3983 SEK
Close (prev. day)	2,540.0770 SEK
Trading volume (m)	-
Volume (pcs)	-



Information about previous performance does not guarantee future performance.
Source: FactSet

Top 5

Name	Price	+ - (%)	Trend
SAMHALLSBY...	4.336	+3.08	▲
SWEDBANK A...	217.40	+2.50	▲
HEXAGON AB...	118.70	+2.42	▲
NIBE INDUS...	52.52	+2.18	▲
SKANDINAVI...	149.95	+2.15	▲

Intraday | 1W | 1M | 6m | 1Y | 3Y

Flop 5

Name	Price	+ - (%)	Trend
SINCH AB	25.01	-4.18	▼
HENNES & M...	168.65	-1.69	▼
EVOLUTION ...	1,204.00	-0.25	↔

Intraday | 1W | 1M | 6m | 1Y | 3Y

Recent research

on market		
Date	Headline	Download
2024/04/26	Global Equity Ratings	Download
2024/04/03	Global Equity Ratings	Download
2024/03/26	Global Strategy 2Q 2024	Download
2024/03/13	Global Equity Ratings	Download
2024/02/22	Global Equity Ratings	Download

Futures and Options

Related Futures 19

Related Options -

Details

2024/05/06 17:35:00

Price

2,563.7888

SEK

Difference



0.93% (23.71)

General attributes

ISIN SE0000337842

Symbol -

Country Sweden

Security type Index

Instruments in index 30

Market data

Open 2,549.1874 SEK

High 2,563.9184 SEK

Low 2,541.3983 SEK

Close (prev. day) 2,540.0770 SEK

Trading volume (m) -

Volume (pcs) -

Performance and Risk

	6m	1Y	3Y
Perf (%)	+20.73%	+14.43%	+14.12%
Perf (abs.)	+440.29	+323.30	+317.17
Beta	-	-	-
Volatility	11.20	12.20	17.24














Information about previous performance does not guarantee future performance.
Source: FactSet

Price data

Ø price 5 days Ø volume 5 days (pcs.)	2,546.3681 SEK (0)
Ø price 30 days Ø volume 30 days (pcs.)	2,525.8956 SEK (0)
Ø price 100 days Ø volume 100 days (pcs.)	2,434.8870 SEK (0)
Ø price 250 days Ø volume 250 days (pcs.)	2,297.4153 SEK (0)
YTD High date	2,572.7463 SEK (2024/04/29)
YTD Low date	2,285.8717 SEK (2024/01/17)
52 Weeks High date	2,572.7463 SEK (2024/04/29)
52 Weeks Low date	2,036.8798 SEK (2023/10/26)

Composition

Name  ISIN	Price	Diff %  Diff +/-	Performance 	Date Time	Turnover Pc.  Turnover Money 
ABB LTD CH0012221716	542.00	0.78% 4.20		24/05/06 17:29:42	411,574 219,962,327.80
ALFA LAVAL AB SE0000695876	472.50	0.53% 2.50		24/05/06 17:29:37	391,840 184,372,698.30
ASSA ABLOY AB SER. B SE0007100581	300.00	0.64% 1.90		24/05/06 17:29:38	968,014 288,081,496.95
ASTRAZENECA PLC GB0009895292	1,634.00	0.00% 0.00		24/05/06 17:29:56	172,656 281,499,758.00
ATLAS COPCO AB SER. A SE0017486889	197.00	0.48% 0.95		24/05/06 17:29:54	2,209,431 432,928,280.00
ATLAS COPCO AB SER. B SE0017486897	14.67	0.41% 0.06		24/05/07 08:17:47	- -
AUTOLIV INC. SDB SE0021309614	1,322.00	0.05% 0.60		24/05/06 17:29:50	90,441 119,269,643.50
BOLIDEN AB SE0020050417	361.90	1.94% 6.90		24/05/06 17:29:56	1,032,469 374,262,121.90
ELECTROLUX AB SER. B SE0016589188	96.02	0.02% 0.02		24/05/06 17:29:50	1,037,514 99,691,665.73
ERICSSON(LM)TEL SE0000108656	57.32	0.95% 0.54		24/05/06 17:29:43	5,244,659 299,423,816.65
ESSITY AB SER'B'NPV SE0009922164	277.00	0.84% 2.30		24/05/06 17:29:51	675,329 186,565,837.90
EVOLUTION AB SE0012673267	1,204.00	-0.25% -3.00		24/05/06 17:29:38	262,368 315,793,038.00
GETINGE AB SER. B SE0000202624	19.86	0.08% 0.02		24/05/07 08:10:19	- -
HENNES & MAURITZ AB 'B' SE0000106270	168.65	-1.69% -2.90		24/05/06 17:29:41	1,441,414 241,772,510.58
HEXAGON AB SER. B SE0015961909	118.70	2.42% 2.80		24/05/06 17:29:40	2,815,881 333,448,598.18
INVESTOR AB SER. B SE0015811963	276.35	1.06% 2.90		24/05/06 17:29:50	1,920,504 529,395,907.80
KINNEVIK AB CLASS 'B' SE0015810247	120.00	0.17% 0.20		24/05/06 17:29:52	954,642 114,557,053.20
NIBE INDUSTRIER AB SER. B SE0015988019	52.52	2.18% 1.12		24/05/06 17:29:42	3,843,808 198,693,220.35
NORDEA BANK ABP FI4000297767	129.30	1.37% 1.75		24/05/06 17:29:46	2,854,460 366,307,843.90
SAMHALLSBYGGNADSBOLAGET I... SE0009554454	0.352	0.92% 0.00		24/05/07 08:15:03	- -
SANDVIK AB SE0000667891	224.10	2.00% 4.40		24/05/06 17:29:59	1,403,945 312,887,995.85
SINCH AB SE0016101844	25.01	-4.18% -1.09		24/05/06 17:29:52	19,633,927 477,668,875.16
SKANDINAVISKA ENSKILDA BA... SE0000148884	149.95	2.15% 3.15		24/05/06 17:29:32	2,803,881 418,165,444.80
SKF AB SER. B SE0000108227	234.40	1.65% 3.80		24/05/06 17:29:33	793,544 185,812,215.85
SVENSKA CELLULOSA AB SCA ... SE0000112724	162.75	0.31% 0.50		24/05/06 17:29:35	618,123 98,714,481.00

SVENSKA HANDELSBANKEN AB ... SE0007100599	97.80	1.88% 1.80	■	24/05/06 17:29:46	5,921,110 574,131,945.03
SWEDBANK AB SER A SE0000242455	217.40	2.50% 5.30	■	24/05/06 17:29:41	2,011,943 432,457,725.45
TELE2 AB SER. B SE0005190238	103.60	0.93% 0.95	■	24/05/06 17:29:32	1,176,483 121,788,408.04
TELIA CO. AB SE0000667925	25.28	0.16% 0.04		24/05/06 17:29:39	7,083,774 178,114,383.34
VOLVO AB SER. B SE0000115446	23.53	0.26% 0.06		24/05/07 08:10:39	- -