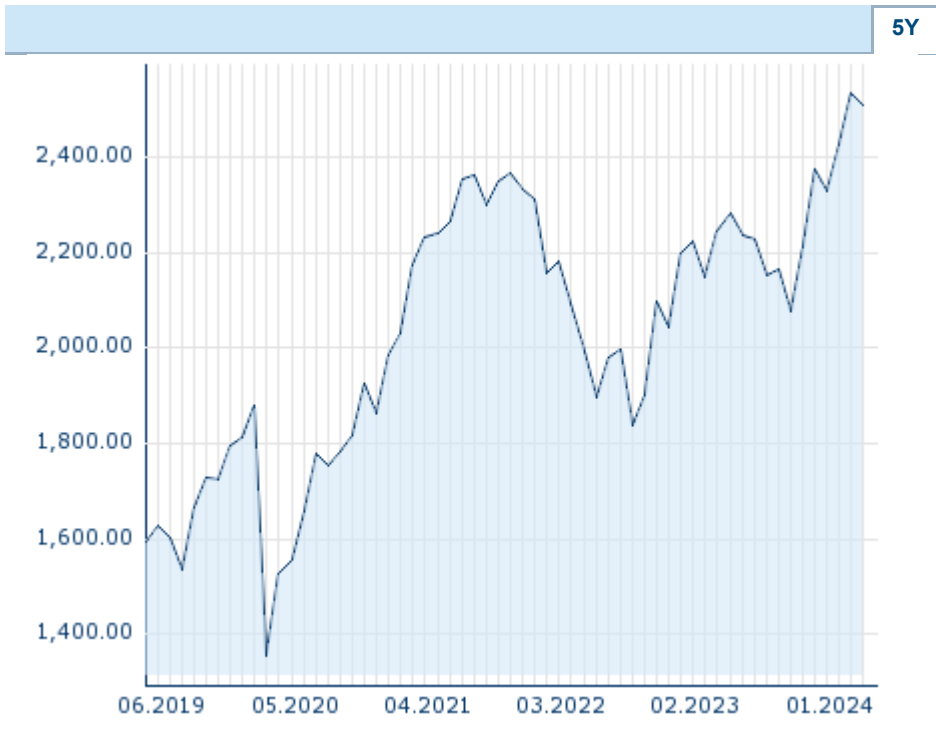


# OMX STOCKHOLM 30 INDEX

ISIN: **SE0000337842** WKN: -

## Overview

2024/04/23 10:29:51	
<b>Price</b>	<b>2,522.3015</b>
	SEK
<b>Difference</b>	<span style="color: green;">↗</span> 0.43% (10.90)
<b>General attributes</b>	
ISIN	SE0000337842
Symbol	-
Country	Sweden
Instruments in index	30
Type of index	-
Security type	Index
<b>Market data</b>	
Open	2,522.3383 SEK
High	2,527.2231 SEK
Low	2,516.8607 SEK
Close (prev. day)	2,511.4059 SEK
Trading volume (m)	-
Volume (pcs)	-



Information about previous performance does not guarantee future performance.  
Source: FactSet

### Top 5

Name	Price	+ - (%)	Trend
KINNEVIK A...	117.90	+1.99	<span style="color: green;">↗</span>
HENNES & M...	177.35	+1.66	<span style="color: green;">↗</span>
SINCH AB	25.38	+1.16	<span style="color: green;">↗</span>
ERICSSON(L...	57.84	+1.12	<span style="color: green;">↗</span>
NIBE INDUS...	50.06	+1.03	<span style="color: green;">↗</span>

Intraday 1W 1M 6m 1Y 3Y

### Flop 5

Name	Price	+ - (%)	Trend
BOLIDEN AB	336.40	-2.04	<span style="color: red;">↘</span>
ALFA LAVAL...	419.00	-0.59	<span style="color: grey;">↔</span>
SKF AB SER...	221.40	-0.40	<span style="color: grey;">↔</span>
ASTRAZENECA...	11,262.755	-0.33	<span style="color: grey;">↔</span>
ABB LTD	44.18	-0.26	<span style="color: grey;">↔</span>

### Recent research

on market		
Date	Headline	Download
2024/04/03	Global Equity Ratings	<a href="#">Download</a>
2024/03/26	Global Strategy 2Q 2024	<a href="#">Download</a>
2024/03/13	Global Equity Ratings	<a href="#">Download</a>
2024/02/22	Global Equity Ratings	<a href="#">Download</a>
2024/02/14	Global Equity Ratings	<a href="#">Download</a>

Intraday	1W	1M	6m	1Y	3Y
----------	----	----	----	----	----

### Futures and Options

Related Futures	19
Related Options	-

## Details

2024/04/23 10:29:51

Price

**2,522.3015**

SEK

Difference ▲ 0.43% (10.90)

### General attributes

ISIN SE0000337842

Symbol -

Country Sweden

Security type Index

Instruments in index 30

### Market data

Open 2,522.3383 SEK

High 2,527.2231 SEK

Low 2,516.8607 SEK

Close (prev. day) 2,511.4059 SEK

Trading volume (m) -

Volume (pcs) -

### Performance and Risk

	6m	1Y	3Y
Perf (%)	+20.88%	+11.80%	+12.50%
Perf (abs.)	+433.75	+265.00	+278.99
Beta	-	-	-
Volatility	10.98	12.14	17.29

















Information about previous performance does not guarantee future performance.  
Source: FactSet

### Price data

Ø price 5 days   Ø volume 5 days (pcs.)	2,505.6385 SEK (0)
Ø price 30 days   Ø volume 30 days (pcs.)	2,516.1540 SEK (0)
Ø price 100 days   Ø volume 100 days (pcs.)	2,408.1054 SEK (0)
Ø price 250 days   Ø volume 250 days (pcs.)	2,286.1081 SEK (0)
YTD High   date	2,557.5162 SEK (2024/03/27)
YTD Low   date	2,285.8717 SEK (2024/01/17)
52 Weeks High   date	2,557.5162 SEK (2024/03/27)
52 Weeks Low   date	2,036.8798 SEK (2023/10/26)

## Composition

Name  ISIN	Price	Diff %  Diff +/-	Performance 	Date Time	Turnover Pc.  Turnover Money 
ABB LTD CH0012221716	527.20	-0.26% -1.40		24/04/23 10:29:45	107,532 56,697,170.50
ALFA LAVAL AB SE0000695876	419.00	-0.59% -2.50		24/04/23 10:29:26	44,693 18,776,507.60
ASSA ABLOY AB SER. B SE0007100581	306.30	0.07% 0.20		24/04/23 10:29:25	133,291 40,904,092.80
ASTRAZENECA PLC GB0009895292	1,524.50	-0.33% -5.00		24/04/23 10:29:50	55,999 85,763,130.75
ATLAS COPCO AB SER. A SE0017486889	177.20	0.65% 1.15		24/04/23 10:29:41	766,620 135,381,472.81
ATLAS COPCO AB SER. B SE0017486897	153.85	0.69% 1.05		24/04/23 10:29:48	259,360 39,788,070.82
AUTOLIV INC. SDB SE0021309614	1,279.20	0.68% 8.60		24/04/23 10:26:11	3,986 5,091,884.40
BOLIDEN AB SE0020050417	336.40	-2.04% -7.00		24/04/23 10:29:41	803,631 268,893,943.55
ELECTROLUX AB SER. B SE0016589188	93.52	0.13% 0.12		24/04/23 10:29:34	282,069 26,677,143.61
ERICSSON(LM)TEL SE0000108656	57.84	1.12% 0.64		24/04/23 10:29:24	1,258,723 72,805,276.48
ESSITY AB SER'B'NPV SE0009922164	260.20	0.74% 1.90		24/04/23 10:28:10	302,483 78,441,328.50
EVOLUTION AB SE0012673267	1,306.50	0.89% 11.50		24/04/23 10:29:11	46,707 60,764,400.00
GETINGE AB SER. B SE0000202624	230.90	-0.22% -0.50		24/04/23 10:29:46	373,329 87,002,277.60
HENNES & MAURITZ AB 'B' SE0000106270	177.35	1.66% 2.90		24/04/23 10:29:11	440,096 78,415,391.65
HEXAGON AB SER. B SE0015961909	121.35	0.66% 0.80		24/04/23 10:28:16	448,851 54,327,626.46
INVESTOR AB SER. B SE0015811963	266.90	1.00% 2.65		24/04/23 10:29:43	423,915 113,111,807.30
KINNEVIK AB CLASS 'B' SE0015810247	117.90	1.99% 2.30		24/04/23 10:29:40	308,174 36,255,938.48
NIBE INDUSTRIER AB SER. B SE0015988019	50.06	1.03% 0.51		24/04/23 10:29:41	1,051,329 52,596,587.44
NORDEA BANK ABP FI4000297767	128.80	0.16% 0.20		24/04/23 10:29:30	495,700 63,801,437.43
SAMHALLSBYGGNADSBOLAGET I... SE0009554454	4.13	-0.23% -0.01		24/04/23 10:29:48	2,612,556 10,936,607.47
SANDVIK AB SE0000667891	226.60	0.00% 0.00		24/04/23 10:29:01	444,797 101,067,202.35
SINCH AB SE0016101844	25.38	1.16% 0.29		24/04/23 10:29:24	977,471 24,877,958.00
SKANDINAVISKA ENSKILDA BA... SE0000148884	147.00	0.17% 0.25		24/04/23 10:29:30	384,898 56,658,320.32
SKF AB SER. B SE0000108227	221.40	-0.40% -0.90		24/04/23 10:28:43	96,661 21,433,167.00
SVENSKA CELLULOSA AB SCA ... SE0000112724	155.15	0.36% 0.55		24/04/23 10:29:14	114,038 17,708,258.05

SVENSKA HANDELSBANKEN AB ... SE0007100599	111.40	0.63% 0.70		24/04/23 10:29:30	974,186 108,262,621.14
SWEDBANK AB SER A SE0000242455	217.70	0.74% 1.60		24/04/23 10:29:50	400,056 86,856,822.90
TELE2 AB SER. B SE0005190238	103.20	0.83% 0.85		24/04/23 10:29:43	309,200 31,868,148.05
TELIA CO. AB SE0000667925	27.36	0.59% 0.16		24/04/23 10:28:09	1,233,099 33,660,581.47
VOLVO AB SER. B SE0000115446	282.90	0.11% 0.30		24/04/23 10:29:50	589,273 166,915,149.10