

OMX STOCKHOLM 30 INDEX

ISIN: SE0000337842 WKN: -

Overview

2023/11/28 17:35:00

Price

2,214.8060

SEK

Difference  -0.54% (-12.05)

General attributes

ISIN SE0000337842

Symbol -

Country Sweden

Instruments in index 30

Type of index -

Security type Index

Market data

Open 2,219.3470 SEK

High 2,223.4070 SEK

Low 2,208.9975 SEK

Close (prev. day) 2,226.8532 SEK

Trading volume (m) -

Volume (pcs) -

5Y



Information about previous performance does not guarantee future performance.

Source: FactSet

Top 5

Name	Price	+ - (%)	Trend
SINCH AB	28.25	+6.60	
TELE2 AB S...	82.40	+0.68	
SKF AB SER...	193.15	+0.44	
ESSITY AB ...	263.20	+0.38	
SVENSKA CE...	158.80	+0.38	




Intraday 1W 1M 6m 1Y 3Y

Flop 5

Name	Price	+ - (%)	Trend
SAMHALLSBY...	3.664	-4.86	
NIBE INDUS...	61.20	-3.44	
KINNEVIK A...	96.28	-3.26	
ASTRAZENE...	9,900.00	-1.50	
AUTOLIV IN...	1,051.00	-1.22	

Recent research

on market

Date	Headline	Download
2023/11/24	 Bosnia and Herzegovina Growth slowed as exports ...	
2023/11/24	 Global Equity Ratings	
2023/11/16	 North Macedonia Economy losing pace	
2023/11/09	 Montenegro Consumption driven recovery	
2023/10/27	 Global Equity Ratings	

Intraday	1W	1M	6m	1Y	3Y
----------	----	----	----	----	----

Futures and Options

Related Futures	25
-----------------	----

Related Options	-
-----------------	---

Details

2023/11/28 17:35:00

Price

2,214.8060

SEK

Difference

**-0.54% (-12.05)**

General attributes

ISIN SE0000337842

Symbol -

Country Sweden

Security type Index

Instruments in index 30

Market data

Open 2,219.3470 SEK

High 2,223.4070 SEK

Low 2,208.9975 SEK

Close (prev. day) 2,226.8532 SEK

Trading volume (m) -

Volume (pcs) -

Performance and Risk

	6m	1Y	3Y
Perf (%)	-2.53%	+5.65%	+14.34%
Perf (abs.)	-57.39	+118.43	+277.72
Beta	-	-	-
Volatility	12.82	15.58	17.61



5Y

Information about previous performance does not guarantee future performance.

Source: FactSet

Price data

Ø price 5 days Ø volume 5 days (pcs.)	2,217.9403 SEK (0)
Ø price 30 days Ø volume 30 days (pcs.)	2,137.6125 SEK (0)
Ø price 100 days Ø volume 100 days (pcs.)	2,175.1174 SEK (0)
Ø price 250 days Ø volume 250 days (pcs.)	2,194.5923 SEK (0)
YTD High date	2,326.1221 SEK (2023/06/16)
YTD Low date	2,036.8798 SEK (2023/10/26)
52 Weeks High date	2,326.1221 SEK (2023/06/16)
52 Weeks Low date	2,023.7653 SEK (2022/12/20)

Composition

Name  ISIN	Price	Diff %  Diff +/-	Performance 	Date Time	Turnover Pc.  Turnover Money 
ABB LTD CH0012221716	400.30	-0.37% -1.50		23/11/28 17:29:43	429,952 172,156,570.60
ALFA LAVAL AB SE0000695876	388.10	-0.33% -1.30		23/11/28 17:29:31	423,116 164,250,863.15
ASSA ABLOY AB SER. B SE0007100581	265.90	-0.97% -2.60		23/11/28 17:29:44	1,145,981 304,707,156.30
ASTRAZENECA PLC GB0009895292	1,311.50	-1.50% -20.00		23/11/28 17:29:55	344,354 450,783,787.75
ATLAS COPCO AB SER. A SE0017486889	160.25	-0.09% -0.15		23/11/28 17:29:57	2,953,524 472,502,152.04
ATLAS COPCO AB SER. B SE0017486897	137.85	-0.04% -0.05		23/11/28 17:29:41	1,457,929 200,709,991.33
AUTOLIV INC. SDB SE0000382335	1,051.00	-1.22% -13.00		23/11/28 17:29:53	110,355 115,580,349.75
BOLIDEN AB SE0020050417	287.70	-1.13% -3.30		23/11/28 17:29:38	952,064 273,129,749.53
ELECTROLUX AB SER. B SE0016589188	102.30	-1.11% -1.15		23/11/28 17:29:39	661,047 67,407,864.86
ESSITY AB SER'B'NPV SE0009922164	263.20	0.38% 1.00		23/11/28 17:29:59	1,061,598 278,886,683.25
EVOLUTION AB SE0012673267	1,083.80	-0.59% -6.40		23/11/28 17:29:47	352,005 381,068,545.90
GETINGE AB SER. B SE0000202624	222.70	0.36% 0.80		23/11/28 17:29:57	400,597 89,108,894.10
HENNES & MAURITZ AB 'B' SE0000106270	174.20	-0.18% -0.32		23/11/28 17:29:53	2,631,101 457,079,802.81
HEXAGON AB SER. B SE0015961909	104.10	-0.24% -0.25		23/11/28 17:29:45	2,575,297 268,134,233.56
INVESTOR AB SER. B SE0015811963	214.25	-0.65% -1.40		23/11/28 17:29:45	1,977,551 423,694,189.97
KINNEVIK AB CLASS 'B' SE0015810247	96.28	-3.26% -3.24		23/11/28 17:29:43	884,182 85,165,950.18
NIBE INDUSTRIER AB SER. B SE0015988019	61.20	-3.44% -2.18		23/11/28 17:29:35	4,542,656 279,352,579.98
NORDEA BANK ABP FI4000297767	117.42	-0.24% -0.28		23/11/28 17:29:41	5,801,432 681,558,592.84
SAMHALLSBYGGNADSBOLAGET I... SE0009554454	3.664	-4.86% -0.19		23/11/28 17:29:46	25,787,803 94,328,204.22
SANDVIK AB SE0000667891	203.80	-0.97% -2.00		23/11/28 17:29:45	1,664,765 339,393,327.05
SINCH AB SE0016101844	28.25	6.60% 1.75	█	23/11/28 17:29:58	12,817,485 355,925,135.48
SKANDINAVISKA ENSKILDA BA... SE0000148884	125.80	-1.06% -1.35		23/11/28 17:29:42	2,530,431 317,904,303.19
SKF AB SER. B SE0000108227	193.15	0.44% 0.85		23/11/28 17:29:32	753,482 145,107,743.30
SVENSKA CELLULOSA AB SCA ... SE0000112724	158.80	0.38% 0.60		23/11/28 17:29:52	1,097,600 174,330,070.78
SVENSKA HANDELSBANKEN AB ... SE0007100599	98.98	-1.12% -1.12		23/11/28 17:29:50	3,593,385 355,317,272.13

SWEDBANK AB SER A SE0000242455	191.80	-0.78% -1.50		23/11/28 17:29:34	1,627,504 312,814,488.95
TELE2 AB SER. B SE0005190238	82.40	0.68% 0.56		23/11/28 17:29:49	2,290,688 188,455,683.07
TELEFONAKTIEBOLAGET LM ER... SE0000108656	51.75	-0.98% -0.51		23/11/28 17:29:50	5,000,383 258,744,010.42
TELIA CO. AB SE0000667925	24.78	-0.68% -0.17		23/11/28 17:29:48	7,999,966 198,241,341.83
VOLVO AB SER. B SE0000115446	238.50	-0.17% -0.40		23/11/28 17:29:50	2,347,382 559,017,497.70