


DNB BANK ASA


ISIN: NO0010161896 WKN: - Asset Class: **Stock**

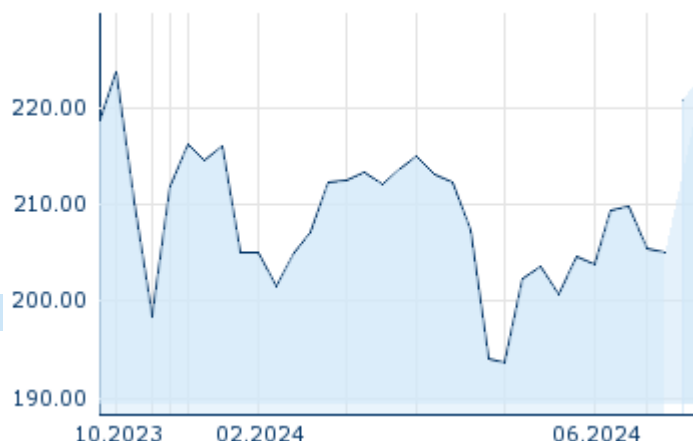
Company



2024/07/24 12:07:56

Price
220.78
NOK

Difference 
7.46%(15.33)



Contact Details

DNB BANK ASA
--
Dronning Eufemias Gate 30, Bjørvika
0191 Oslo

Tel: +
Fax: +
Web: <http://www.dnb.no>
E-mail: -

Company Profile

DNB Bank ASA engages in the provision of investment, banking, and real estate broking services. It operates through the following segments: Personal Customers, Corporate Customers, and Other Operations. The company was founded on September 10, 2002 and is headquartered in Oslo, Norway.

Financial figures, Fiscal year: from 01.01. to 31.12.

Financial figures	2023		2022		2021	
	Assets	Liabilities and equity	Assets	Liabilities and equity	Assets	Liabilities and equity
Current assets	540,938,000,000		538,222,000,000		485,729,000,000	
Common stock capital		18,960,000,000		19,378,000,000		19,379,000,000
Fixed assets	2,898,786,000,000		2,698,209,000,000		2,433,515,000,000	
Equity capital of a company		247,460,000,000		243,009,000,000		226,938,000,000
Cash and cash equivalents	331,408,000,000		309,988,000,000		296,727,000,000	
Accrued liabilities		6,489,000,000		5,634,000,000		6,715,000,000
Other assets		-		-		-
Current liabilities		489,870,000,000		494,057,000,000		590,257,000,000
Prepayments and accrued income		-		-		-
Non-current liabilities		2,702,394,000,000		2,499,365,000,000		2,102,049,000,000
Different income		-		-		-
Other liabilities		581,498,000,000		555,654,000,000		493,345,000,000
Total assets	3,439,724,000,000	3,439,724,000,000	3,236,431,000,000	3,236,431,000,000	2,919,244,000,000	2,919,244,000,000

Balance notes			
	2023	2022	2021
Accounting standard	IFRS	IFRS	IFRS
Employees	10,964	10,625	9,659
Equity ratio	7.20%	7.52%	7.78%
Debt-equity ratio	1,289.07%	1,230.57%	1,184.86%

Others			
	2023	2022	2021
Tax Expense Rate	21.63%	18.51%	23.22%

DNB BANK ASA

ISIN: NO0010161896 WKN: - Asset Class: **Stock**

Income statement

	2023	2022	2021
Turnover	184,278,000,000	101,069,000,000	67,762,000,000
Net income	38,315,000,000	31,741,000,000	24,257,000,000
EBIT	-994,500,000	-781,660,000	-560,150,000
Operating income before taxes	49,991,000,000	39,237,000,000	32,143,000,000
Cash Flow	101,594,000,000	20,920,000,000	13,391,000,000
Net interest income	61,691,000,000	48,433,000,000	38,733,000,000
Research and development expenses	-	-	-
Income taxes	10,811,000,000	7,262,000,000	7,462,000,000
Result from investments in subsidiaries, associates and other	449,000,000	617,000,000	524,000,000
Revenues per employee	1,428,642	808,552	596,311

Board of Directors

Olaug Johanne Svarva	Chairman of Supervisory Board
Ann-Mari Sæterlid	Member of Supervisory Board
Eli Solhaug	Member of Supervisory Board
Gro Bakstad	Member of Supervisory Board
Haakon Christopher Sandven	Member of Supervisory Board
Jens Petter Olsen	Member of Supervisory Board
Kim Wahl	Member of Supervisory Board
Kurt Andre Lerfald Andersen	Member of Supervisory Board
Lillian Christin Hattrem	Member of Supervisory Board
Petter-Børre Furberg	Member of Supervisory Board

Members of Management Board

Kjerstin Braathen	Chairman of Managing Board
Alexander Opstad	Member of Executive Committee
Eline Skramstad	Member of Executive Committee
Even Westerveld	Member of Executive Committee
Fredrik Berger	Member of Executive Committee
Hakon Hansen	Member of Executive Committee
Harald Serck-Hanssen	Member of Executive Committee
Ida Lerner	Member of Executive Committee
Maria Ervik Lovold	Member of Executive Committee
Oyvind Trangerud	Member of Executive Committee
Per Kristian Naess-Fladset	Member of Executive Committee
Rasmus Figenschou	Member of Executive Committee