

EQUINOR ASA

ISIN: NO0010096985

WKN: -

Overview

2024/05/22 18:26:33

Price

28.6462 USD

Difference  0.88% (0.25)

General attributes

ISIN NO0010096985

Symbol EQNR

Exchange FINRA other OTC Issues

Currency USD

Sector Energy / Commodities

Security type Stock

Market cap (m) 77,865 EUR

Benchmark NORWAY OSLO BORS ALL SHARE(TRG)

Market data

Bid (Bid size) -

Ask (Ask size) -

Open 28.58 USD

High 28.6462 USD

Low 28.445 USD

Close (prev. day) 28.395 USD

VWAP 28.325376 USD

Volume (pcs) 444,528

Trading volume 12,628,322.92

Number of trades 10

Last size 200

Futures and Options

Related Futures 32

Related Options -

PDF Downloads

Company report: EQUINOR ASA



5Y













Information about previous performance does not guarantee future performance.

Source: FactSet

Recent research

on instrument

on sector

Date	Headline	Download
2024/04/26	 Global Equity Ratings	
2024/04/03	 Global Equity Ratings	
2024/03/13	 Global Equity Ratings	
2024/02/22	 Global Equity Ratings	
2024/02/14	 Global Equity Ratings	

Details

2024/05/22 18:26:33

Price

28.6462 USD

Difference ▲ 0.88% (0.25)

General attributes

ISIN	NO0010096985
Symbol	EQNR
Exchange	FINRA other OTC Issues
Currency	USD
Sector	Energy / Commodities
Security type	Stock
Market cap (m)	77,865 EUR
Benchmark	NORWAY OSLO BORS ALL SHARE(TRG)

Market data

Bid (Bid size)	-
Ask (Ask size)	-
Open	28.58 USD
High	28.6462 USD
Low	28.445 USD
Close (prev. day)	28.395 USD
VWAP	28.325376 USD
Volume (pcs)	444,528
Trading volume	12,628,322.92
Number of trades	10
Last size	200

Performance and Risk

	6m	1Y	3Y
Perf (%)	-10.62%	+3.69%	+51.35%
Perf (abs.)	-3.14	+0.94	+8.95
Beta	1.98	1.69	1.52
Volatility	25.39	28.16	34.58

5Y



Information about previous performance does not guarantee future performance.
Source: FactSet

Price data

Ø price 5 days Ø volume 5 days (pcs.)	28.4971 USD (202,740)
Ø price 30 days Ø volume 30 days (pcs.)	27.9553 USD (210,797)
Ø price 100 days Ø volume 100 days (pcs.)	27.4733 USD (178,543)
Ø price 250 days Ø volume 250 days (pcs.)	29.5914 USD (124,743)
YTD High date	32.4500 USD (2024/01/05)
YTD Low date	24.5200 USD (2024/02/14)
52 Weeks High date	34.6820 USD (2023/10/19)
52 Weeks Low date	24.5200 USD (2024/02/14)

All listings for EQUINOR ASA

Exchange ⊕	Date	Time	Price	Trading volume (mio.)	Number of trades
Tradegate	2024/05/22	22:26	26.39 EUR	0.68	120
Stuttgart	2024/05/22	19:31	26.40 EUR	0.03	16
Munich	2024/05/22	08:05	26.37 EUR	0.00	1
London Stock Exchange European Trade Reporting	2024/05/22	16:20	303.50 NOK	0.00	2

Hanover	2024/ 05/22	08:14	26.34 EUR	0.00	1
Hamburg	2024/ 05/22	14:35	26.225 EUR	0.01	3
Frankfurt	2024/ 05/22	19:10	26.31 EUR	0.18	15
First North Stockholm	2024/ 05/22	16:15	303.50 NOK	0.35	6
FINRA other OTC Issues	2024/ 05/22	18:26	28.6462 USD	12.63	10
Duesseldorf	2024/ 05/22	08:10	26.38 EUR	0.00	3
Berlin	2024/ 05/22	17:26	26.34 EUR	0.00	2

Company profile

Company Logo



Contact Details

EQUINOR ASA

- -

Forusbeen 50 - 4035 Stavanger

Telefon: +47-51-99-00-00

Fax: +

E-mail: -

PDF Downloads

Company report: EQUINOR ASA



Company Profile

Equinor ASA engages in the exploration, production, transport, refining, and marketing of petroleum and petroleum-derived products. It operates through the following segments: Exploration and Production Norway, Exploration and Production International, Exploration and Production USA, Marketing, Midstream, and Processing, Renewables, and Other. The Exploration and Production Norway segment includes the commercial development of oil and gas portfolios on the Norwegian continental shelf. The Exploration and Production International segment covers offshore and onshore activities in the USA, Mexico, and other operations worldwide. The Exploration and Production USA segment covers both onshore and offshore exploration, development, and Production of oil and gas in the USA. The Marketing, Midstream, and Processing segment markets and trades of crude oil and condensate, natural gas, NGL and refined products. The Renewables segment focuses on offshore wind, and integrated solutions for onshore renewables. The Other segment includes projects, drilling and procurement, the business area technology, digital and innovation, and corporate staffs and support functions. The company was founded on September 18, 1972, and is headquartered in Stavanger, Norway.

Members of Management Board

Anders Opedal	Chairman of Managing Board
Aksel Stenerud	Member of Executive Committee
Geir Tungesvik	Member of Executive Committee
Hege Skryseth	Member of Executive Committee
Irene Rummelhoff	Member of Executive Committee
Jannicke Nilsson	Member of Executive Committee
Jannik Lindbok	Member of Executive Committee
Kjetil Hove	Member of Executive Committee
Pal Eitheim	Member of Executive Committee
Philippe Francois Mathieu	Member of Executive Committee
Siv Helen Rygh Torstensen	Member of Executive Committee
Torgrim Reitan	Member of Executive Committee

Board of directors

Jon Erik Reinhardsen	Chairman of Supervisory Board
Jonathan Lewis	Member of Supervisory Board
Anne Drinkwater	Member of Supervisory Board
Finn Bjørn Ruyter	Member of Supervisory Board
Haakon Bruun-Hanssen	Member of Supervisory Board
Hilde Møllerstad	Member of Supervisory Board
Mikael Karlsson	Member of Supervisory Board
Per Labråthen	Member of Supervisory Board
Rebekka Glasser Herlofsen	Member of Supervisory Board
Stig Læg Reid	Member of Supervisory Board
Tove Andersen	Member of Supervisory Board