

# NIKKEI 225

ISIN: JP9010C00002 WKN: -

## Overview

2024/08/16 08:00:00

Price

**38,062.67** JPY

Difference ▲ 3.64% (1,336.03)

### General attributes

ISIN	-
Symbol	-
Country	-
Instruments in index	225
Type of index	-
Security type	Index

### Market data

Open	37,776.20 JPY
High	38,143.55 JPY
Low	37,304.93 JPY
Close (prev. day)	36,726.64 JPY
Trading volume (m)	-
Volume (pcs)	-

### Top 5

Name <span>↕</span>	Price	+ - (%)	Trend <span>↕</span>
FUJIKURA N...	3,974.00	+11.41	<span style="color: green;">▲</span>
SUMITOMO D...	554.00	+10.36	<span style="color: green;">▲</span>
HITACHI LT...	3,660.00	+7.77	<span style="color: green;">▲</span>
RENESAS EL...	2,509.50	+7.47	<span style="color: green;">▲</span>
MITSUBISHI...	2,461.50	+6.95	<span style="color: green;">▲</span>

Intraday **1W** 1M 6m 1Y 3Y

### Flop 5

Name <span>↕</span>	Price	+ - (%)	Trend <span>↕</span>
MERCARI IN...	2,072.00	-1.15	<span style="color: red;">▼</span>
DENTSU GRO...	4,207.00	-1.01	<span style="color: red;">▼</span>
TOHO CO LT...	5,253.00	-0.94	<span style="color: gray;">↔</span>
HINO	463.70	-0.71	<span style="color: gray;">↔</span>

5Y



Information about previous performance does not guarantee future performance.  
Source: FactSet

### Recent research

on market		
Date	Headline	Download
2024/08/12	Global Equity Ratings	<a href="#">Download</a>
2024/05/02	FX markets reflect uncertain interest rate outlook	<a href="#">Download</a>
2024/02/22	Global Equity Ratings	<a href="#">Download</a>
2024/01/23	Minor movements in the euro expected	<a href="#">Download</a>
2023/10/27	Global Equity Ratings	<a href="#">Download</a>

MOTOR...

SUMITOMO	427.90	-0.12	↔
----------	--------	-------	---

C...

Intraday	1W	1M	6m	1Y	3Y
----------	----	----	----	----	----

**Futures and Options**

Related Futures	39
-----------------	----

Related Options	-
-----------------	---

## Details

2024/08/16 08:00:00

Price

**38,062.67** JPY

Difference ▲ 3.64% (1,336.03)

### General attributes

ISIN	-
Symbol	-
Country	-
Security type	Index
Instruments in index	225

### Market data

Open	37,776.20 JPY
High	38,143.55 JPY
Low	37,304.93 JPY
Close (prev. day)	36,726.64 JPY
Trading volume (m)	-
Volume (pcs)	-

### Performance and Risk

	6m	1Y	3Y
Perf (%)	-1.10%	+19.82%	+38.29%
Perf (abs.)	-424.57	+6,295.85	+10,539.48
Beta	-	-	-
Volatility	31.80	25.65	21.23

































Information about previous performance does not guarantee future performance.  
Source: FactSet

### Price data

Ø price 5 days   Ø volume 5 days (pcs.)	36,866.06 JPY (0)
Ø price 30 days   Ø volume 30 days (pcs.)	38,311.86 JPY (0)
Ø price 100 days   Ø volume 100 days (pcs.)	38,689.47 JPY (0)
Ø price 250 days   Ø volume 250 days (pcs.)	36,322.12 JPY (203,175,936)
YTD High   date	42,426.77 JPY (2024/07/11)
YTD Low   date	31,156.12 JPY (2024/08/05)
52 Weeks High   date	42,426.77 JPY (2024/07/11)
52 Weeks Low   date	30,487.67 JPY (2023/10/04)

## Composition

Name  ISIN	Price	Diff %  Diff +/-	Performance 	Date Time	Turnover Pc.  Turnover Money 
ADVANTEST CORP JP3122400009	6,661.00	6.83% 426.00		24/08/16 08:00:00	15,449,300 1,018,656,787.00
AEON CO LTD NPV JP3388200002	3,481.00	1.49% 51.00		24/08/16 08:00:00	1,930,400 66,919,871.00
AGC INC. JP3112000009	4,730.00	2.96% 136.00		24/08/16 08:00:00	952,600 44,841,002.00
AJINOMOTO CORP INC. JP3119600009	5,512.00	2.13% 115.00		24/08/16 08:00:00	1,464,400 80,720,090.00
ALPS ALPINE CO. LTD. JP3126400005	1,498.00	2.99% 43.50		24/08/16 08:00:00	1,153,600 17,243,241.00
AMADA CO LTD JP3122800000	1,571.50	3.12% 47.50		24/08/16 08:00:00	1,815,700 28,387,559.50
ANA HOLDINGS INC. JP3429800000	2,785.00	1.61% 44.00		24/08/16 08:00:00	1,899,500 52,692,751.50
AOZORA BANK NPV JP3711200000	2,451.00	1.09% 26.50		24/08/16 08:00:00	1,108,400 27,058,924.50
ASAHI GROUP HOLDINGS LTD JP3116000005	5,335.00	2.54% 132.00		24/08/16 08:00:00	1,230,700 65,237,951.00
ASAHI KASEI CORP JP3111200006	1,020.50	2.32% 23.10		24/08/16 08:00:00	3,111,100 31,697,454.00
ASTELLAS PHARMA INC. JP3942400007	1,715.50	1.18% 20.00		24/08/16 08:00:00	5,322,000 91,092,875.00
BANDAI NAMCO HOLDINGS INC... JP3778630008	2,945.50	0.86% 25.00		24/08/16 08:00:00	1,932,000 56,689,767.00
BRIDGESTONE CORP NPV JP3830800003	5,891.00	0.98% 57.00		24/08/16 08:00:00	2,096,200 123,563,841.00
CANON INC. JP3242800005	4,723.00	1.07% 50.00		24/08/16 08:00:00	5,591,900 263,095,468.00
CASIO COMPUTER CORP LTD. JP3209000003	1,149.50	1.37% 15.50		24/08/16 08:00:00	729,800 8,346,219.50
CENTRAL JAPAN RAILWAY CO ... JP3566800003	3,288.00	1.14% 37.00		24/08/16 08:00:00	1,776,000 58,488,534.00
CHIBA BANK LTD. JP3511800009	1,267.50	5.89% 70.50		24/08/16 08:00:00	5,205,700 65,481,815.50
CHUBU ELECTRIC POWER CORP... JP3526600006	1,760.50	2.03% 35.00		24/08/16 08:00:00	1,758,000 30,897,907.50
CHUGAI PHARMACEUTICAL CO ... JP3519400000	6,860.00	4.13% 272.00		24/08/16 08:00:00	2,930,900 199,006,501.00
CITIZEN WATCH CO. LTD. JP3352400000	944.00	3.51% 32.00		24/08/16 08:00:00	1,483,600 13,937,366.00
COMSYS HOLDINGS CORP NPV JP3305530002	3,053.00	0.79% 24.00		24/08/16 08:00:00	687,200 20,993,443.00
CONCORDIA FINANCIAL GROUP... JP3305990008	873.50	4.95% 41.20		24/08/16 08:00:00	2,978,800 25,884,968.00
CREDIT SAISON CORP LTD. JP3271400008	3,266.00	3.95% 124.00		24/08/16 08:00:00	702,000 22,809,798.00
CYBERAGENT INC. JP3311400000	961.30	0.60% 5.70		24/08/16 08:00:00	4,748,600 45,331,065.00
DAI NIPPON PRINTING CORP ... JP3493800001	4,959.00	2.91% 140.00		24/08/16 08:00:00	487,800 24,134,559.00

DAI-ICHI LIFE HOLDINGS IN... JP3476480003	4,159.00	3.10% 125.00	■	24/08/16 08:00:00	2,885,100 120,445,363.00
DAIICHI SANKYO CO LTD JP3475350009	5,963.00	3.69% 212.00	■	24/08/16 08:00:00	3,453,100 205,719,196.00
DAIKIN INDUSTRIES LTD. JP3481800005	17,945.00	1.18% 210.00	■	24/08/16 08:00:00	1,822,200 326,453,630.00
DAIWA HOUSE INDUSTRY CO. ... JP3505000004	4,408.00	0.69% 30.00	■	24/08/16 08:00:00	1,664,200 73,077,992.00
DAIWA SECURITIES GROUP NP... JP3502200003	1,111.50	3.30% 35.50	■	24/08/16 08:00:00	7,851,700 86,599,454.00