

OMX HELSINKI 25

ISIN: **FI0008900212** WKN: -

Overview

2024/05/10 17:35:09

Price

4,646.2379

EUR

Difference ▲ 1.66% (75.68)

General attributes

ISIN	FI0008900212
Symbol	-
Country	Finland
Instruments in index	25
Type of index	-
Security type	Index

Market data

Open	4,611.8410 EUR
High	4,660.6960 EUR
Low	4,611.1741 EUR
Close (prev. day)	4,570.5620 EUR
Trading volume (m)	40,098,667
Volume (pcs)	447,695,593

Top 5

Name	Price	+ - (%)	Trend
ORION CORP...	37.68	+3.52	▲
WÄRTSILÄ O...	18.685	+3.18	▲
NESTE CORP...	22.45	+2.89	▲
MANDATUM O...	4.485	+2.82	▲
KONE OYJ	49.31	+2.73	▲

Intraday 1W 1M 6m 1Y 3Y

Flop 5

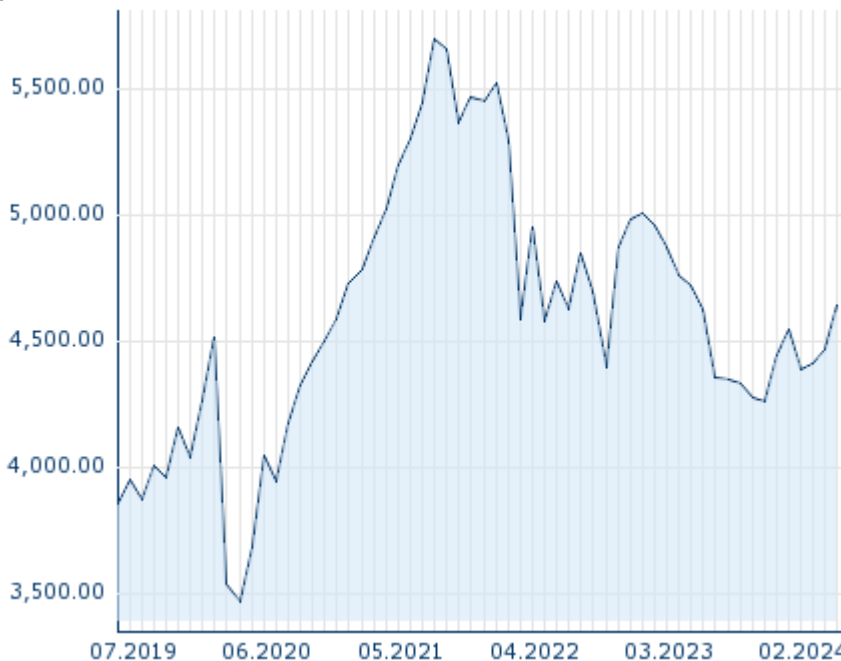
Name	Price	+ - (%)	Trend
QT GROUP O...	76.20	-0.91	▼
KOJAMO OYJ	10.21	-0.87	▼
NOKIA CORP...	3.479	-0.10	▼

Intraday 1W 1M 6m 1Y 3Y

Futures and Options

Related Futures 3

5Y



Information about previous performance does not guarantee future performance.
Source: FactSet

Recent research

Date	Headline	Download
2024/05/10	Week Ahead	Download
2024/05/08	Credit Markets Weekly	Download
2024/05/03	Week Ahead	Download
2024/05/02	FX markets reflect uncertain interest rate outlook	Download
2024/04/30	Credit Markets Weekly	Download

Related Options

-

Details

2024/05/10 17:35:09

Price

4,646.2379

EUR

Difference



1.66% (75.68)

General attributes

ISIN FI0008900212

Symbol -

Country Finland

Security type Index

Instruments in index 25

Market data

Open 4,611.8410 EUR

High 4,660.6960 EUR

Low 4,611.1741 EUR

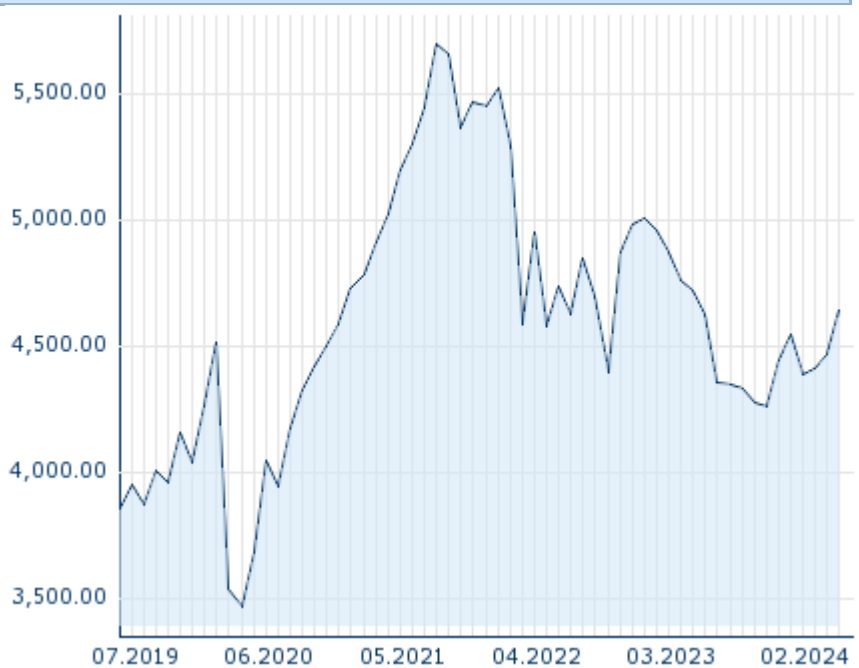
Close (prev. day) 4,570.5620 EUR

Trading volume (m) 40,098,667

Volume (pcs) 447,695,593

Performance and Risk

	6m	1Y	3Y
Perf (%)	+8.99%	-1.57%	-10.69%
Perf (abs.)	+383.18	-74.27	-556.07
Beta	-	-	-
Volatility	12.05	13.33	17.39





5Y

Information about previous performance does not guarantee future performance.
Source: FactSet

Price data

Ø price 5 days Ø volume 5 days (pcs.)	4,567.5908 EUR (32,848,492)
Ø price 30 days Ø volume 30 days (pcs.)	4,462.1314 EUR (36,786,202)
Ø price 100 days Ø volume 100 days (pcs.)	4,461.1574 EUR (35,556,201)
Ø price 250 days Ø volume 250 days (pcs.)	4,398.2778 EUR (34,073,076)
YTD High date	4,660.6960 EUR (2024/05/10)
YTD Low date	4,331.0352 EUR (2024/02/14)
52 Weeks High date	4,757.3804 EUR (2023/05/11)
52 Weeks Low date	3,952.1470 EUR (2023/10/23)

Composition

Name  ISIN	Price	Diff %  Diff +/-	Performance 	Date Time	Turnover Pc.  Turnover Money 
CARGOTEC OYJ CLASS B FI0009013429	78.60	2.61% 2.00		24/05/10 17:29:48	65,586 5,142,194.39
ELISA OYJ CLASS A FI0009007884	42.14	0.43% 0.18		24/05/10 17:29:42	234,912 9,916,996.76
FORTUM CORPORATION FI0009007132	13.405	2.25% 0.30		24/05/10 17:29:46	3,477,044 46,894,623.23
HUHTAMÄKI OYJ FI0009000459	36.96	0.49% 0.18		24/05/10 17:29:33	99,273 3,668,672.65
KESKO OYJ CLASS B FI0009000202	16.455	1.79% 0.29		24/05/10 17:29:42	683,516 11,227,106.49
KOJAMO OYJ FI4000312251	10.21	-0.87% -0.09		24/05/10 17:29:40	408,407 4,195,184.52
KONE OYJ FI0009013403	49.31	2.73% 1.31		24/05/10 17:29:50	744,223 36,626,150.24
KONECRANES ABP FI0009005870	53.20	0.95% 0.50		24/05/10 17:29:31	108,549 5,786,305.11
MANDATUM OYJ FI4000552526	4.485	2.82% 0.12		24/05/10 17:29:44	2,789,827 12,400,443.79
METSO CORP. FI0009014575	11.325	1.39% 0.16		24/05/10 17:29:30	1,039,292 11,782,694.25
METSÄ BOARD OYJ CLASS B FI0009000665	7.15	1.13% 0.08		24/05/10 17:29:59	257,589 1,841,055.28
NESTE CORPORATION FI0009013296	22.45	2.89% 0.63		24/05/10 17:29:40	1,674,161 37,484,128.18
NOKIA CORPORATION FI0009000681	3.479	-0.10% -0.00		24/05/10 17:29:59	13,863,768 48,396,259.57
NOKIAN TYRES OYJ FI0009005318	8.352	1.43% 0.12		24/05/10 17:29:43	472,716 3,933,522.53
NORDEA BANK ABP FI4000297767	11.34	1.52% 0.17		24/05/10 17:29:54	6,904,199 78,119,839.43
ORION CORPORATION B FI0009014377	37.68	3.52% 1.28		24/05/10 17:29:30	273,543 10,221,769.38
OUTOKUMPU OYJ FI0009002422	3.727	1.19% 0.04		24/05/10 17:29:31	2,570,541 9,626,205.41
QT GROUP OYJ FI4000198031	76.20	-0.91% -0.70		24/05/10 17:29:34	29,819 2,289,245.50
SAMPO PLC 'A' FI4000552500	39.43	2.28% 0.88		24/05/10 17:29:56	843,496 33,122,351.40
STORA ENSO OYJ R FI0009005961	13.115	1.39% 0.18		24/05/10 17:29:38	1,005,781 13,074,209.38
TELIA CO. AB SE0000667925	2.21	2.60% 0.06		24/05/10 17:29:44	744,925 1,643,813.37
TIETOEVRY CORP. FI0009000277	18.62	1.42% 0.26		24/05/10 17:29:47	278,453 5,182,671.00
UPM KYMMENE OYJ FI0009005987	34.46	1.29% 0.44		24/05/10 17:29:42	1,085,933 37,427,036.46
VALMET OYJ FI4000074984	24.17	0.21% 0.05		24/05/10 17:29:32	298,839 7,224,635.39
WÄRTSILÄ OYJ ABP FI0009003727	18.685	3.18% 0.57		24/05/10 17:29:40	1,162,767 21,660,933.06