

EURO STOXX 50

ISIN: **EU0009658145** WKN: -

Overview

2024/07/17 13:24:00

Price

4,884.36 EURDifference  -1.28% (-63.47)

General attributes

ISIN EU0009658145

Symbol -

Country Europe

Instruments in index 50

Type of index Price Index

Security type Index

Market data

Open 4,939.44 EUR

High 4,939.44 EUR

Low 4,879.61 EUR

Close (prev. day) 4,947.83 EUR

Trading volume (m) 63,226,881

Volume (pcs) 1,937,051,141

5Y



Information about previous performance does not guarantee future performance.

Source: FactSet

Top 5

Name 	Price	+ - (%) 	Trend 
ADIDAS AG	235.60	+3.02	
PERNOD RIC...	124.65	+1.47	
ING GROEP ...	16.878	+1.02	
ANHEUSER-B...	55.28	+0.77	
DEUTSCHE T...	23.96	+0.63	

Intraday 1W 1M 6m 1Y 3Y











Flop 5

Name 	Price	+ - (%) 	Trend 
ASML HOLDI...	896.30	-8.34	
ESSILORLUX...	189.10	-4.83	
SIEMENS AG	177.74	-2.10	
SCHNEIDER ...	227.70	-1.77	
SAP SE	183.94	-1.75	

Intraday 1W 1M 6m 1Y 3Y

Recent research

on market

Date	Headline	Download 
2024/07/12	 Global Equity Ratings	
2024/07/09	 Political environment weighs on outlook	
2024/07/03	 Global Strategy 3Q 2024	
2024/06/21	 Global Equity Ratings	
2024/06/20	 Bosnia and Herzegovina Growth to remain subdued ...	

Futures and Options

Related Futures 53

Related Options -

Details

2024/07/17 13:24:00

Price

4,884.36 EURDifference  **-1.28%** (-63.47)

General attributes

ISIN EU0009658145

Symbol -

Country Europe

Security type Index

Instruments in index 50

Market data

Open 4,939.44 EUR

High 4,939.44 EUR

Low 4,879.61 EUR

Close (prev. day) 4,947.83 EUR

Trading volume (m) 63,226,881

Volume (pcs) 1,937,051,141

Performance and Risk

	6m	1Y	3Y
Perf (%)	+11.27%	+12.45%	+22.60%
Perf (abs.)	+501.32	+547.72	+912.06
Beta	-	-	-
Volatility	12.04	12.10	17.78



Information about previous performance does not guarantee future performance.
Source: FactSet

Price data

Ø price 5 days Ø volume 5 days (pcs.)	4,981.79 EUR (186,640,448)
Ø price 30 days Ø volume 30 days (pcs.)	4,954.47 EUR (243,413,243)
Ø price 100 days Ø volume 100 days (pcs.)	4,982.39 EUR (266,150,694)
Ø price 250 days Ø volume 250 days (pcs.)	4,615.47 EUR (259,890,472)
YTD High date	5,121.71 EUR (2024/04/02)
YTD Low date	4,380.97 EUR (2024/01/17)
52 Weeks High date	5,121.71 EUR (2024/04/02)
52 Weeks Low date	3,993.10 EUR (2023/10/23)

Composition

Name  ISIN	Price	Diff %  Diff +/-	Performance 	Date Time	Turnover Pc.  Turnover Money 
ADIDAS AG DE000A1EWWW0	235.60	3.02% 6.90		24/07/17 13:23:58	415,538 98,924,739.90
ADYEN NV NL0012969182	1,131.20	0.25% 2.80		24/07/17 13:24:04	30,087 34,001,117.00
AIR LIQUIDE SA FR0000120073	163.40	0.43% 0.70		24/07/17 13:23:41	96,206 15,704,057.00
AIRBUS SE NL0000235190	132.30	-0.53% -0.70		24/07/17 13:24:04	249,463 33,122,813.00
ALLIANZ SE DE0008404005	261.40	-0.68% -1.80		24/07/17 13:23:41	155,495 40,749,710.90
ANHEUSER-BUSCH INBEV SA BE0974293251	55.28	0.77% 0.42		24/07/17 13:23:39	209,346 11,533,603.00
ASML HOLDING N.V. NL0010273215	896.30	-8.34% -81.50		24/07/17 13:24:03	520,788 477,657,588.00
AXA S.A. FR0000120628	31.78	-0.69% -0.22		24/07/17 13:23:46	486,424 15,469,232.00
BANCO BILBAO VIZCA ES0113211835	9.68	-1.37% -0.13		24/07/16 17:35:21	5,588,386 54,099,513.35
BANCO SANTANDER SA ES0113900J37	4.4405	-0.24% -0.01		24/07/16 17:35:21	14,108,279 62,571,783.08
BASF SE DE000BASF111	43.88	0.15% 0.07		24/07/17 13:24:04	300,987 13,243,078.74
BAYER AG DE000BAY0017	25.895	-0.61% -0.16		24/07/17 13:23:58	609,053 15,864,620.56
BAYERISCHE MOTOREN WERKE ... DE0005190003	88.52	-0.41% -0.36		24/07/17 13:23:46	166,256 14,743,643.78
BNP PARIBAS S.A. FR0000131104	62.67	0.16% 0.10		24/07/17 13:23:40	345,747 21,695,345.00
COMPAGNIE DE SAINT-GOBAIN... FR0000125007	78.46	-1.21% -0.96		24/07/17 13:23:50	150,717 11,890,039.00
DANONE S.A. FR0000120644	58.24	-0.27% -0.16		24/07/17 13:23:56	140,211 8,119,120.00
DEUTSCHE BOERSE AG DE0005810055	189.65	-0.24% -0.45		24/07/17 13:23:41	33,246 6,303,396.35
DEUTSCHE POST AG DE0005552004	40.14	-1.08% -0.44		24/07/17 13:23:58	406,911 16,394,804.64
DEUTSCHE TELEKOM AG DE0005557508	23.96	0.63% 0.15		24/07/17 13:23:59	1,641,209 39,305,732.76
ENEL SPA EUR1 IT0003128367	6.73	-0.16% -0.01		24/07/17 13:24:01	6,274,729 42,245,004.00
ENI SPA IT0003132476	14.078	0.47% 0.07		24/07/17 13:24:04	2,491,225 35,093,850.00
ESSILORLUXOTTICA FR0000121667	189.10	-4.83% -9.60		24/07/17 13:24:02	245,049 46,765,294.00
FERRARI N.V. NL0011585146	385.60	-1.61% -6.30		24/07/17 13:23:58	93,899 36,413,539.00
HERMES INTERNATIONAL SA FR0000052292	2,054.00	-0.53% -11.00		24/07/17 13:23:45	16,586 34,324,963.00
IBERDROLA SA EUR0.75 ES0144580Y14	11.77	-0.51% -0.06		24/07/16 17:36:02	7,539,656 88,802,284.19

INDUSTRIA DE DISENO TEXTI... ES0148396007	45.93	-1.06% -0.49		24/07/16 17:35:21	1,197,979 54,944,546.49
INFINEON TECHNOLOGIES AG DE0006231004	34.735	-1.42% -0.50		24/07/17 13:24:01	999,937 35,236,655.67
ING GROEP N.V. NL0011821202	16.878	1.02% 0.17	█	24/07/17 13:24:01	2,763,236 46,573,794.00
INTESA SANPAOLO SPA IT0000072618	3.637	0.39% 0.01	█	24/07/17 13:24:00	22,630,087 82,396,918.00
KERING S.A. FR0000121485	309.20	-0.69% -2.15		24/07/17 13:23:59	49,104 15,157,206.00