

EURO STOXX 50

ISIN: EU0009658145 WKN: -

Overview

2024/04/26 17:50:00

Price

5,006.85 EUR

Difference  1.37% (67.84)

General attributes

ISIN EU0009658145

Symbol -

Country Europe

Instruments in index 50

Type of index Price Index

Security type Index

Market data

Open 4,950.22 EUR

High 5,017.98 EUR

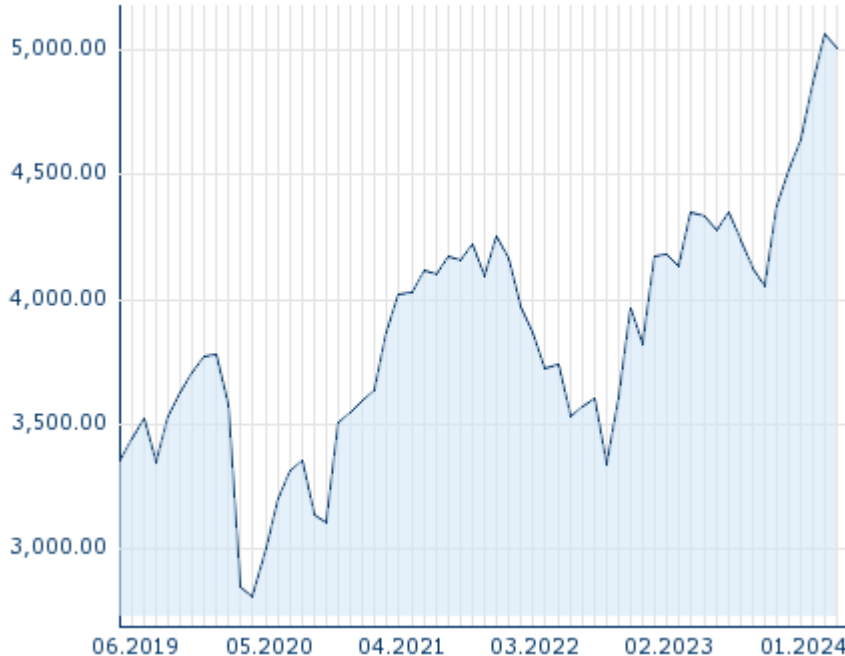
Low 4,950.22 EUR

Close (prev. day) 4,939.01 EUR

Trading volume (m) 257,998,363

Volume (pcs) 7,118,702,366

5Y



Information about previous performance does not guarantee future performance.

Source: FactSet

Top 5

Name 	Price	+ - (%) 	Trend 
COMPAGNIE ...	75.24	+6.88 	
KERING S.A...	337.95	+3.25 	
ASML HOLDI...	858.80	+3.22 	
SCHNEIDER ...	217.35	+2.81 	
PROSUS N.V...	31.625	+2.65 	



Intraday 1W 1M 6m 1Y 3Y

Flop 5

Name 	Price	+ - (%) 	Trend 
BASF SE	48.825	-4.25 	
MÜNCHENER ...	413.50	-2.29 	
BNP PARIBA...	67.01	-1.97 	
DANONE S.A...	58.30	-1.69 	
AIRBUS SE	157.06	-0.92 	

Intraday 1W 1M 6m 1Y 3Y

Recent research

on market		
Date	Headline	Download
2024/04/26	 Global Equity Ratings	
2024/04/03	 Global Equity Ratings	
2024/03/26	 Global Strategy 2Q 2024	
2024/03/13	 Global Equity Ratings	
2024/02/22	 Global Equity Ratings	

Futures and Options

Related Futures 53

Related Options -

Details

2024/04/26 17:50:00

Price

5,006.85 EURDifference  1.37% (67.84)

General attributes

ISIN EU0009658145

Symbol -

Country Europe

Security type Index

Instruments in index 50

Market data

Open 4,950.22 EUR

High 5,017.98 EUR

Low 4,950.22 EUR

Close (prev. day) 4,939.01 EUR

Trading volume (m) 257,998,363

Volume (pcs) 7,118,702,366

Performance and Risk

	6m	1Y	3Y
Perf (%)	+23.66%	+15.18%	+24.54%
Perf (abs.)	+958.24	+659.93	+986.81
Beta	-	-	-
Volatility	10.32	12.20	17.87



5Y

Information about previous performance does not guarantee future performance.
Source: FactSet

Price data

Ø price 5 days Ø volume 5 days (pcs.)	4,976.31 EUR (289,381,665)
Ø price 30 days Ø volume 30 days (pcs.)	5,002.00 EUR (250,940,725)
Ø price 100 days Ø volume 100 days (pcs.)	4,762.75 EUR (260,471,413)
Ø price 250 days Ø volume 250 days (pcs.)	4,465.82 EUR (262,661,073)
YTD High date	5,121.71 EUR (2024/04/02)
YTD Low date	4,380.97 EUR (2024/01/17)
52 Weeks High date	5,121.71 EUR (2024/04/02)
52 Weeks Low date	3,993.10 EUR (2023/10/23)

Composition

Name  ISIN	Price	Diff %  Diff +/-	Performance 	Date Time	Turnover Pc.  Turnover Money 
ADIDAS AG DE000A1EWWW0	230.90	1.99% 4.50		24/04/26 17:35:26	370,777 85,009,066.50
ADYEN NV NL0012969182	1,179.60	1.95% 22.60		24/04/26 17:37:30	191,500 226,760,550.00
AIR LIQUIDE SA FR0000120073	185.18	0.85% 1.56		24/04/26 17:35:13	448,998 82,779,759.00
AIRBUS SE NL0000235190	157.06	-0.92% -1.46		24/04/26 17:35:29	1,450,081 226,262,077.00
ALLIANZ SE DE0008404005	265.50	1.07% 2.80		24/04/26 17:39:12	666,862 176,575,441.50
ANHEUSER-BUSCH INBEV SA BE0974293251	56.12	0.11% 0.06		24/04/26 17:35:00	1,175,113 65,716,111.00
ASML HOLDING N.V. NL0010273215	858.80	3.22% 26.80		24/04/26 17:39:59	498,526 426,335,352.00
AXA S.A. FR0000120628	33.85	0.15% 0.05		24/04/26 17:35:06	3,241,106 109,852,044.00
BANCO BILBAO VIZCA ES0113211835	10.985	4.57% 0.48		24/04/26 17:39:08	13,567,623 147,828,451.76
BANCO SANTANDER SA ES0113900J37	4.8505	2.16% 0.10		24/04/26 17:43:23	41,115,322 199,446,251.80
BASF SE DE000BASF111	48.825	-4.25% -2.17		24/04/26 17:35:17	5,253,527 254,769,161.88
BAYER AG DE000BAY0017	27.40	1.88% 0.51		24/04/26 17:39:04	4,690,278 128,378,761.05
BAYERISCHE MOTOREN WERKE ... DE0005190003	106.40	1.29% 1.35		24/04/26 17:37:19	667,469 70,939,491.80
BNP PARIBAS S.A. FR0000131104	67.01	-1.97% -1.35		24/04/26 17:35:21	3,211,049 215,595,072.00
COMPAGNIE DE SAINT-GOBAIN... FR0000125007	75.24	6.88% 4.84		24/04/26 17:35:20	1,714,163 127,773,288.00
DANONE S.A. FR0000120644	58.30	-1.69% -1.00		24/04/26 17:35:03	1,267,351 73,479,425.00
DEUTSCHE BOERSE AG DE0005810055	182.65	0.66% 1.20		24/04/26 17:35:23	293,627 53,660,281.70
DEUTSCHE POST AG DE0005552004	38.84	2.21% 0.84		24/04/26 17:35:27	2,258,450 87,499,219.31
DEUTSCHE TELEKOM AG DE0005557508	21.85	0.83% 0.18		24/04/26 17:37:15	7,366,732 160,569,122.15
ENEL SPA EUR1 IT0003128367	6.13	1.16% 0.07		24/04/26 17:44:59	28,874,887 176,588,355.00
ENI SPA IT0003132476	15.26	0.04% 0.01		24/04/26 17:44:59	8,427,046 128,885,479.00
ESSILORLUXOTTICA FR0000121667	203.30	0.84% 1.70		24/04/26 17:35:17	333,134 67,290,602.00
FERRARI N.V. NL0011585146	394.50	2.15% 8.30		24/04/26 17:44:59	277,434 108,669,813.00
HERMES INTERNATIONAL SA FR0000052292	2,350.00	2.31% 53.00		24/04/26 17:35:20	50,763 118,151,201.00
IBERDROLA SA EUR0.75 ES0144580Y14	11.61	1.31% 0.15		24/04/26 17:35:26	6,730,718 78,064,307.63

INDUSTRIA DE DISENO TEXTI... ES0148396007	45.34	1.43% 0.64	■	24/04/26 17:39:35	1,441,592 65,120,064.58
INFINEON TECHNOLOGIES AG DE0006231004	33.03	1.44% 0.47	■	24/04/26 17:35:07	4,754,203 156,634,079.32
ING GROEP N.V. NL0011821202	14.91	1.47% 0.22	■	24/04/26 17:35:23	8,028,532 119,261,193.00
INTESA SANPAOLO SPA IT0000072618	3.55	1.34% 0.05	■	24/04/26 17:44:59	61,369,142 217,432,444.00
KERING S.A. FR0000121485	337.95	3.25% 10.65	■	24/04/26 17:37:28	348,536 117,532,662.00