

## EURO STOXX 50

ISIN: EU0009658145 WKN: -

## Overview

2024/04/24 17:50:00

Price

**4,989.88** EURDifference  -0.37% (-18.29)

## General attributes

ISIN EU0009658145

Symbol -

Country Europe

Instruments in index 50

Type of index Price Index

Security type Index

## Market data

Open 5,004.91 EUR

High 5,031.84 EUR

Low 4,981.81 EUR

Close (prev. day) 5,008.17 EUR

Trading volume (m) 301,044,410

Volume (pcs) 7,698,848,912

## Top 5

Name 	Price	+ - (%)	Trend 
INFINEON T...	31.43	+5.45	
SCHNEIDER	212.65	+1.67	
...			
PROSUS N.V...	31.205	+1.02	
ADYEN NV	1,418.40	+0.62	
SAFRAN SA	210.20	+0.57	

Intraday **1W** 1M 6m 1Y 3Y

## Flop 5







Name 	Price	+ - (%) 	Trend 
KERING S.A...	326.15	-6.87	
DEUTSCHE B...	180.70	-4.01	
NORDEA BAN...	10.975	-2.53	
AIR LIQUID...	186.14	-2.32	
AXA S.A.	34.25	-1.92	



Information about previous performance does not guarantee future performance.

Source: FactSet

## Recent research

on market			
Date		Headline	Download
2024/04/03		Global Equity Ratings	
2024/03/26		Global Strategy 2Q 2024	
2024/03/13		Global Equity Ratings	
2024/02/22		Global Equity Ratings	
2024/02/14		Global Equity Ratings	

Intraday 1W 1M 6m 1Y 3Y

**Futures and Options**

Related Futures 53

Related Options -

## Details

2024/04/24 17:50:00

Price

**4,989.88** EURDifference  -0.37% (-18.29)

## General attributes

ISIN EU0009658145

Symbol -

Country Europe

Security type Index

Instruments in index 50

## Market data

Open 5,004.91 EUR

High 5,031.84 EUR

Low 4,981.81 EUR

Close (prev. day) 5,008.17 EUR

Trading volume (m) 301,044,410

Volume (pcs) 7,698,848,912

## Performance and Risk

	6m	1Y	3Y
Perf (%)	+22.67%	+13.30%	+24.26%
Perf (abs.)	+921.76	+585.33	+973.79
Beta	-	-	-
Volatility	10.20	12.11	17.86



5Y

Information about previous performance does not guarantee future performance.  
Source: FactSet

## Price data

Ø price 5 days   Ø volume 5 days (pcs.)	4,957.36 EUR (307,678,360)
Ø price 30 days   Ø volume 30 days (pcs.)	5,003.06 EUR (271,987,231)
Ø price 100 days   Ø volume 100 days (pcs.)	4,752.73 EUR (260,878,828)
Ø price 250 days   Ø volume 250 days (pcs.)	4,460.43 EUR (262,638,834)
YTD High   date	5,121.71 EUR (2024/04/02)
YTD Low   date	4,380.97 EUR (2024/01/17)
52 Weeks High   date	5,121.71 EUR (2024/04/02)
52 Weeks Low   date	3,993.10 EUR (2023/10/23)

## Composition

Name  ISIN	Price	Diff %  Diff +/-	Performance 	Date Time	Turnover Pc.  Turnover Money 
ADIDAS AG DE000A1EWWW0	227.70	-0.09% -0.20		24/04/24 17:35:18	482,904 110,400,957.90
ADYEN NV NL0012969182	1,418.40	0.62% 8.80		24/04/24 17:35:18	70,377 99,745,390.00
AIR LIQUIDE SA FR0000120073	186.14	-2.32% -4.42		24/04/24 17:35:20	873,176 163,353,720.00
AIRBUS SE NL0000235190	162.22	-0.31% -0.50		24/04/24 17:36:22	882,510 143,661,683.00
ALLIANZ SE DE0008404005	266.70	-1.40% -3.80		24/04/24 17:40:34	1,072,335 286,547,858.30
ANHEUSER-BUSCH INBEV SA BE0974293251	56.04	0.36% 0.20		24/04/24 17:36:06	1,443,525 80,913,973.00
ASML HOLDING N.V. NL0010273215	834.80	0.06% 0.50		24/04/24 17:39:46	477,145 403,087,789.00
AXA S.A. FR0000120628	34.25	-1.92% -0.67		24/04/24 17:35:24	4,510,235 154,613,958.00
BANCO BILBAO VIZCA ES0113211835	10.55	-1.03% -0.11		24/04/24 17:42:53	6,263,101 66,128,638.99
BANCO SANTANDER SA ES0113900J37	4.7795	0.67% 0.03		24/04/24 17:42:10	34,674,772 165,523,502.90
BASF SE DE000BASF111	51.32	0.47% 0.24		24/04/24 17:42:21	3,858,949 197,757,960.89
BAYER AG DE000BAY0017	26.97	-1.37% -0.38		24/04/24 17:35:00	2,710,724 73,323,778.85
BAYERISCHE MOTOREN WERKE ... DE0005190003	106.55	0.09% 0.10		24/04/24 17:35:20	919,549 97,875,460.05
BNP PARIBAS S.A. FR0000131104	67.73	-0.47% -0.32		24/04/24 17:36:22	3,367,663 228,139,256.00
COMPAGNIE DE SAINT-GOBAIN... FR0000125007	70.82	0.51% 0.36		24/04/24 17:35:19	843,992 59,742,156.00
DANONE S.A. FR0000120644	59.76	0.27% 0.16		24/04/24 17:35:17	1,001,934 59,738,746.00
DEUTSCHE BOERSE AG DE0005810055	180.70	-4.01% -7.55		24/04/24 17:35:06	787,645 144,293,989.70
DEUTSCHE POST AG DE0005552004	38.44	-1.56% -0.61		24/04/24 17:42:42	2,743,301 105,769,723.43
DEUTSCHE TELEKOM AG DE0005557508	21.77	0.09% 0.02		24/04/24 17:39:27	9,753,066 212,298,033.41
ENEL SPA EUR1 IT0003128367	6.088	-0.52% -0.03		24/04/24 17:44:59	26,634,716 162,129,163.00
ENI SPA IT0003132476	15.236	-1.83% -0.28		24/04/24 17:44:59	12,647,880 193,662,348.00
ESSILORLUXOTTICA FR0000121667	204.70	-0.05% -0.10		24/04/24 17:35:12	525,051 106,553,079.00
FERRARI N.V. NL0011585146	393.40	-0.35% -1.40		24/04/24 17:44:59	249,419 98,290,912.00
HERMES INTERNATIONAL SA FR0000052292	2,353.00	-0.08% -2.00		24/04/24 17:38:03	59,346 139,962,008.00
IBERDROLA SA EUR0.75 ES0144580Y14	11.53	-0.09% -0.01		24/04/24 17:35:19	14,836,731 171,667,747.38

INDUSTRIA DE DISENO TEXTI... ES0148396007	45.19	-1.82% -0.84		24/04/24 17:43:00	1,397,793 63,530,726.67
INFINEON TECHNOLOGIES AG DE0006231004	31.43	5.45% 1.63	■	24/04/24 17:37:51	9,134,155 289,743,009.72
ING GROEP N.V. NL0011821202	14.67	-1.17% -0.17		24/04/24 17:36:48	11,778,789 173,597,402.00
INTESA SANPAOLO SPA IT0000072618	3.517	-0.07% -0.00		24/04/24 17:44:59	97,073,074 343,249,916.00
KERING S.A. FR0000121485	326.15	-6.87% -24.05		24/04/24 17:35:16	860,861 278,742,717.00