

## EURO STOXX 50

ISIN: EU0009658145 WKN: -

## Overview

2024/04/17 17:50:00

Price

**4,914.13** EURDifference  -0.06% (-2.86)

## General attributes

ISIN EU0009658145

Symbol -

Country Europe

Instruments in index 50

Type of index Price Index

Security type Index

## Market data

Open 4,918.73 EUR

High 4,968.41 EUR



Low 4,898.90 EUR

Close (prev. day) 4,916.99 EUR

Trading volume (m) 221,720,607

Volume (pcs) 6,745,404,965

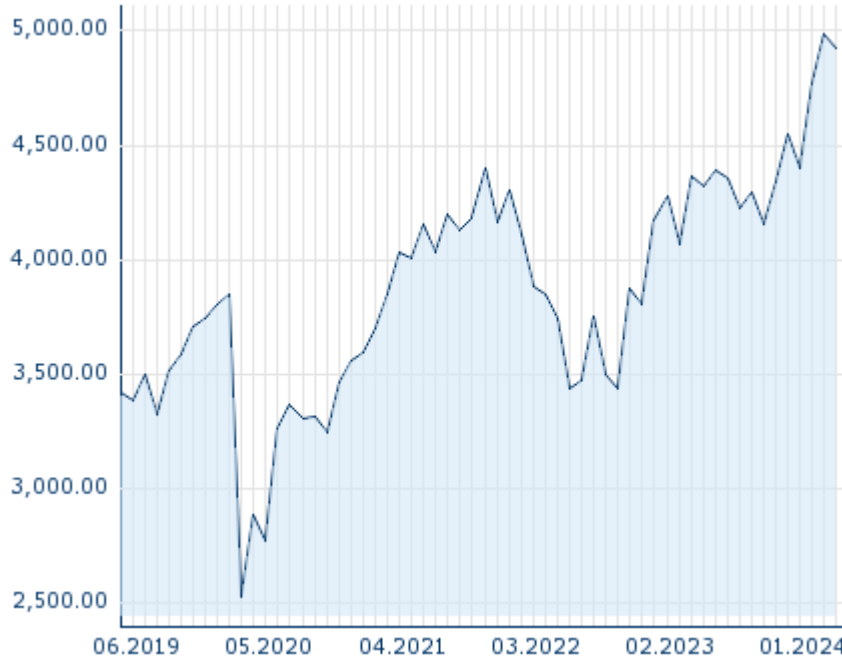
## Top 5

Name 	Price	+ - (%)	Trend 
ADIDAS AG	220.00	+8.64	
LVMH MOET	804.00	+2.84	
...			
HERMES INT...	2,342.00	+2.32	
UNICREDIT ...	34.385	+2.20	
DANONE S.A...	58.54	+1.60	
Intraday	1W 1M 6m 1Y 3Y		

## Flop 5

Name 	Price	+ - (%) 	Trend 
ASML HOLDI...	852.40	-6.68	
INFINEON T...	31.495	-1.85	
ESSILORLUX...	201.20	-1.03	
SAP SE	168.76	-0.95	








5Y



Information about previous performance does not guarantee future performance.

Source: FactSet

## Recent research

on market		
Date	Headline	Download
2024/04/03	 Global Equity Ratings	
2024/03/26	 Global Strategy 2Q 2024	
2024/03/13	 Global Equity Ratings	
2024/02/22	 Global Equity Ratings	
2024/02/14	 Global Equity Ratings	

SANOFI S.A... 86.18 -0.70 

Intraday 1W 1M 6m 1Y 3Y

**Futures and Options**

Related Futures 53

Related Options -

## Details

2024/04/17 17:50:00

Price

**4,914.13** EUR

Difference

**-0.06%** (-2.86)

## General attributes

ISIN EU0009658145

Symbol -

Country Europe

Security type Index

Instruments in index 50

## Market data

Open 4,918.73 EUR

High 4,968.41 EUR

Low 4,898.90 EUR

Close (prev. day) 4,916.99 EUR

Trading volume (m) 221,720,607

Volume (pcs) 6,745,404,965

## Performance and Risk

	6m	1Y	3Y
Perf (%)	+18.53%	+12.69%	+22.04%
Perf (abs.)	+769.36	+554.07	+888.69
Beta	-	-	-
Volatility	10.33	12.03	17.89



Information about previous performance does not guarantee future performance.

Source: FactSet

## Price data

Ø price 5 days   Ø volume 5 days (pcs.)	4,948.97 EUR (260,208,807)
Ø price 30 days   Ø volume 30 days (pcs.)	5,005.57 EUR (270,988,920)
Ø price 100 days   Ø volume 100 days (pcs.)	4,725.07 EUR (261,823,503)
Ø price 250 days   Ø volume 250 days (pcs.)	4,447.47 EUR (261,571,320)
YTD High   date	5,121.71 EUR (2024/04/02)
YTD Low   date	4,380.97 EUR (2024/01/17)
52 Weeks High   date	5,121.71 EUR (2024/04/02)
52 Weeks Low   date	3,993.10 EUR (2023/10/23)

## Composition

Name  ISIN	Price	Diff %  Diff +/-	Performance 	Date Time	Turnover Pc.  Turnover Money 
ADIDAS AG DE000A1EWWW0	220.00	8.64% 17.50		24/04/17 17:35:17	1,256,506 274,101,263.40
ADYEN NV NL0012969182	1,434.80	0.22% 3.20		24/04/17 17:39:58	47,447 68,213,650.00
AIR LIQUIDE SA FR0000120073	186.50	0.42% 0.78		24/04/17 17:35:26	391,923 73,166,310.00
AIRBUS SE NL0000235190	159.90	0.57% 0.90		24/04/17 17:35:28	678,269 108,644,728.00
ALLIANZ SE DE0008404005	261.40	0.93% 2.40		24/04/17 17:35:22	705,793 184,924,972.10
ANHEUSER-BUSCH INBEV SA BE0974293251	53.86	0.00% 0.00		24/04/17 17:35:25	1,236,844 66,606,968.00
ASML HOLDING N.V. NL0010273215	852.40	-6.68% -61.00		24/04/17 17:38:10	1,271,289 1,099,570,094.00
AXA S.A. FR0000120628	33.46	0.72% 0.24		24/04/17 17:35:00	4,741,990 159,183,994.00
BANCO BILBAO VIZCA ES0113211835	10.22	2.59% 0.26		24/04/17 17:35:46	8,579,535 87,501,489.02
BANCO SANTANDER SA ES0113900J37	4.418	1.40% 0.06		24/04/17 17:44:20	21,777,523 96,273,340.38
BASF SE DE000BASF111	50.97	0.87% 0.44		24/04/17 17:38:42	2,407,373 122,779,055.49
BAYER AG DE000BAY0017	26.25	0.65% 0.17		24/04/17 17:35:24	2,359,047 61,915,341.71
BAYERISCHE MOTOREN WERKE ... DE0005190003	105.95	-0.47% -0.50		24/04/17 17:35:21	664,955 70,657,412.95
BNP PARIBAS S.A. FR0000131104	64.15	0.50% 0.32		24/04/17 17:35:24	1,365,493 88,056,786.00
COMPAGNIE DE SAINT-GOBAIN... FR0000125007	71.08	0.54% 0.38		24/04/17 17:35:29	737,128 52,517,685.00
DANONE S.A. FR0000120644	58.54	1.60% 0.92		24/04/17 17:35:21	1,410,166 82,421,886.00
DEUTSCHE BOERSE AG DE0005810055	187.00	0.38% 0.70		24/04/17 17:35:16	271,686 50,911,486.65
DEUTSCHE POST AG DE0005552004	38.30	0.18% 0.07		24/04/17 17:38:29	1,630,118 62,540,932.85
DEUTSCHE TELEKOM AG DE0005557508	20.88	0.24% 0.05		24/04/17 17:35:21	5,859,679 122,357,634.50
ENEL SPA EUR1 IT0003128367	5.786	-0.14% -0.01		24/04/17 17:44:59	19,730,423 114,335,391.00
ENI SPA IT0003132476	15.33	0.86% 0.13		24/04/17 17:44:59	8,390,257 103,164,941.00
ESSILORLUXOTTICA FR0000121667	201.20	-1.03% -2.10		24/04/17 17:36:31	378,542 76,304,964.00
FERRARI N.V. NL0011585146	390.50	0.80% 3.10		24/04/17 17:44:59	198,464 77,723,002.00
HERMES INTERNATIONAL SA FR0000052292	2,342.00	2.32% 53.00		24/04/17 17:35:27	49,336 115,595,017.00
IBERDROLA SA EUR0.75 ES0144580Y14	11.21	0.72% 0.08		24/04/17 17:35:09	19,753,646 221,119,355.70

INDUSTRIA DE DISENO TEXTI... ES0148396007	43.58	0.18% 0.08		24/04/17 17:35:09	6,003,648 261,622,545.28
INFINEON TECHNOLOGIES AG DE0006231004	31.495	-1.85% -0.60		24/04/17 17:35:17	3,395,233 107,462,718.47
ING GROEP N.V. NL0011821202	14.926	1.51% 0.22	█	24/04/17 17:35:22	7,209,087 107,972,134.00
INTESA SANPAOLO SPA IT0000072618	3.299	1.45% 0.05	█	24/04/17 17:44:59	59,316,186 195,612,571.00
KERING S.A. FR0000121485	341.00	0.21% 0.70		24/04/17 17:39:13	392,500 133,563,594.00