


## EURO / NORWEGIAN KRONER (EUR/NOK)

2024/08/16 16:00:04

**Bid** **Ask**  
**9.6940** NOK **-** NOK

1 EUR = 11.8185 NOK  
 1 NOK = 0.08473 EUR

**Difference**  **0.62%**  
 (0.07)

## General attributes

**Exchange rate** -  
**Exchange** OTCD FX Premium  
**Security type** Currency

## Market data

**Bid (Bid size)** 9.6940 NOK  
**Ask (Ask size)** -  
**Open** 11.8185 NOK  
**High** 11.8185 NOK

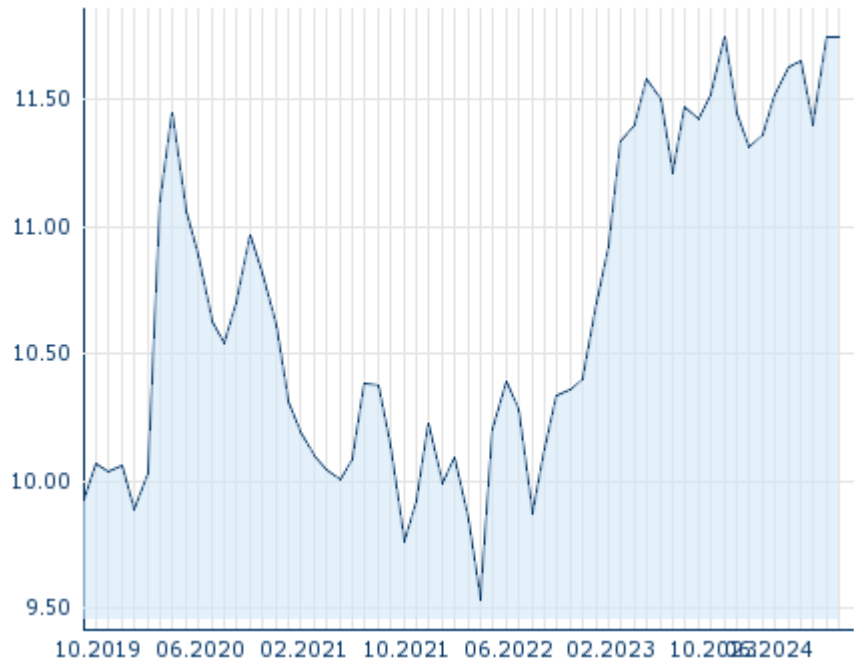
## Performance and Risk

	6m	1Y	3Y
<b>Perf (%)</b>	+3.95%	+2.70%	+13.57%
<b>Perf (abs.)</b>	+0.45	+0.31	+1.41
<b>Beta</b>	-	-	-
<b>Volatility</b>	5.94	6.84	8.05

## Futures and Options

**Related Futures** 36  
**Related Options** -

5Y




Please pay attention to currency units, monitor purchase and sale prices. Some currencies are quoted in other units.  
 Source: FactSet

## Price data

Ø price 5 days   Ø volume 5 days (pcs.)	11.7709 NOK (0)
Ø price 30 days   Ø volume 30 days (pcs.)	11.8708 NOK (0)
Ø price 100 days   Ø volume 100 days (pcs.)	11.6173 NOK (0)
Ø price 250 days   Ø volume 250 days (pcs.)	11.5410 NOK (0)
YTD High   date	12.1108 NOK (2024/08/05)
YTD Low   date	11.2685 NOK (2024/06/21)
52 Weeks High   date	12.1108 NOK (2024/08/05)
52 Weeks Low   date	11.2355 NOK (2023/12/27)

## Recent research

on market

Date	Headline	Download
2024/08/16	 Ranní restart	
2024/08/15	 Měsíčník EU aktualit, číslo 250, červenec 2024	
2024/08/15	 Ranní restart	
2024/08/14	 CEE Special Report   Social Development Goals in t...	
2024/08/14	 Ranní restart	