


EURO / JAPANESE YEN (EUR/JPY)

2024/05/21 16:00:07

Bid **131.4000** JPY **Ask** - JPY

1 EUR = 169.8600 JPY
1 JPY = 0.00590 EUR

Difference  **0.36%**
(0.61)

General attributes

Exchange rate -
Exchange OTCD FX Premium
Security type Currency

Market data

Bid (Bid size) 131.4000 JPY
Ask (Ask size) -
Open 169.8600 JPY
High 169.8600 JPY

Performance and Risk

	6m	1Y	3Y
Perf (%)	+4.59%	+13.96%	+27.63%
Perf (abs.)	+7.46	+20.80	+36.77
Beta	-	-	-
Volatility	7.55	7.61	8.45

Futures and Options

Related Futures 38
Related Options -

5Y












Please pay attention to currency units, monitor purchase and sale prices. Some currencies are quoted in other units.
Source: FactSet

Price data

Ø price 5 days Ø volume 5 days (pcs.)	168.8467 JPY (0)
Ø price 30 days Ø volume 30 days (pcs.)	167.1375 JPY (0)
Ø price 100 days Ø volume 100 days (pcs.)	164.2318 JPY (0)
Ø price 250 days Ø volume 250 days (pcs.)	161.1203 JPY (0)
YTD High date	169.2500 JPY (2024/05/20)
YTD Low date	155.6800 JPY (2024/01/02)
52 Weeks High date	169.2500 JPY (2024/05/20)
52 Weeks Low date	149.0900 JPY (2023/06/06)

Recent research

on market		
Date	Headline	Download
2024/05/21	 CZ Ranní restart	
2024/05/20	 Ranní restart	
2024/05/19	 Hungarian central bank to cut rates further	
2024/05/17	 Ranní restart: nadávky, 327 mld. USD, 10 minut a d...	
2024/05/16	 Ranní restart: rovnost vs. růst, solární křivka a ...	