

## MELIA HOTELS INTERNATIONAL SA

ISIN: **ES0176252718** WKN: -

## Overview

2024/10/18 17:35:28

Price

6.80 EUR

Difference  0.07% (0.01)

## General attributes

ISIN ES0176252718

Symbol MEL

Exchange BME Continuous Market

Currency EUR

Sector Media / Entertainment / Recreation

Security type Stock

Market cap (m) 1,497 EUR

Benchmark IBEX 35

## Market data

Bid (Bid size) -

Ask (Ask size) -

Open 6.78 EUR

High 6.835 EUR

Low 6.76 EUR

Close (prev. day) 6.795 EUR

VWAP 6.795363 EUR

Volume (pcs) 160,741

Trading volume 1,092,293.39

Number of trades 438


Last size -

## Futures and Options

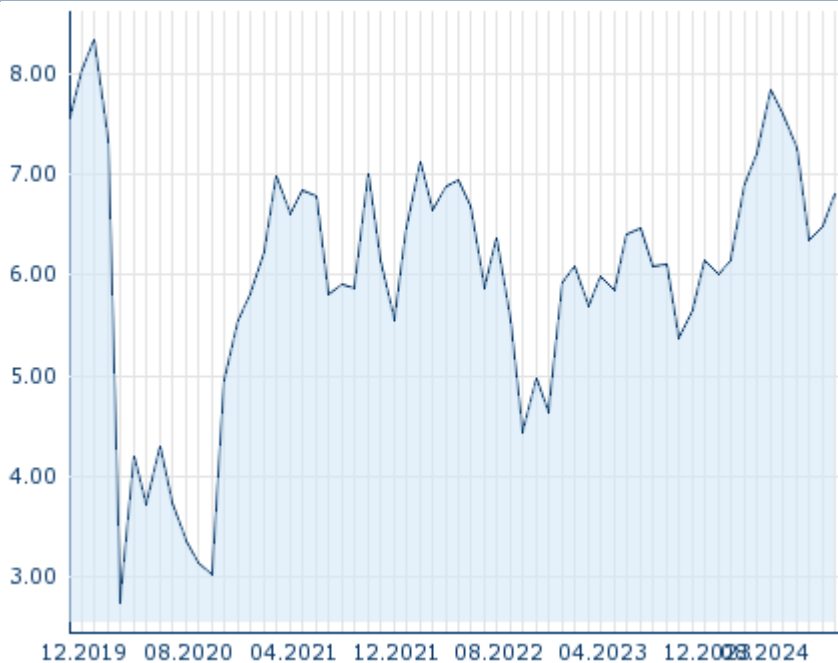
Related Futures 14

Related Options -

## PDF Downloads

Company report: MELIA HOTELS INTERNATIONAL SA 

5Y



Information about previous performance does not guarantee future performance.  
Source: FactSet

## Recent research

on sector		on market	
Date		Headline	Download
2024/09/27		Global Equity Ratings	
2024/09/11		Global Equity Ratings	
2024/09/05		Global Equity Ratings	
2024/08/12		Global Equity Ratings	
2024/07/24		Global Equity Ratings	

## Details

2024/10/18 17:35:28

## Price

6.80 EUR

Difference ▲ 0.07% (0.01)

## General attributes

ISIN	ES0176252718
Symbol	MEL
Exchange	BME Continuous Market
Currency	EUR
Sector	Media / Entertainment / Recreation
Security type	Stock
Market cap (m)	1,497 EUR
Benchmark	IBEX 35

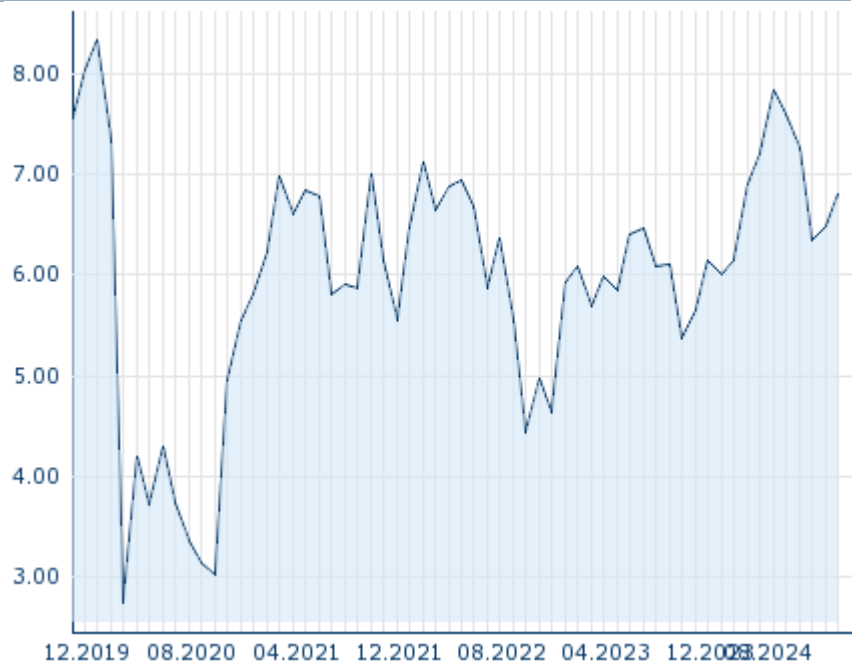
## Market data

Bid (Bid size)	-
Ask (Ask size)	-
Open	6.78 EUR
High	6.835 EUR
Low	6.76 EUR
Close (prev. day)	6.795 EUR
VWAP	6.795363 EUR
Volume (pcs)	160,741
Trading volume	1,092,293.39
Number of trades	438
Last size	-

## Performance and Risk

	6m	1Y	3Y
Perf (%)	-3.62%	+23.77%	-4.05%
Perf (abs.)	-0.26	+1.31	-0.29
Beta	1.06	1.07	1.27
Volatility	26.92	26.31	33.26

5Y



Information about previous performance does not guarantee future performance.  
Source: FactSet

## Price data

Ø price 5 days   Ø volume 5 days (pcs.)	6.76 EUR (171,163)
Ø price 30 days   Ø volume 30 days (pcs.)	6.58 EUR (225,066)
Ø price 100 days   Ø volume 100 days (pcs.)	6.91 EUR (398,193)
Ø price 250 days   Ø volume 250 days (pcs.)	6.70 EUR (481,361)
YTD High   date	8.18 EUR (2024/06/06)
YTD Low   date	5.76 EUR (2024/01/04)
52 Weeks High   date	8.18 EUR (2024/06/06)
52 Weeks Low   date	5.07 EUR (2023/10/23)

## Arbitrage views

Exchange <span style="font-size: small;">📍</span>	Date	Time	Price	Trading volume (mio.)	Number of trades
Vienna Stock Exchange	2024/10/18	15:30	6.785 EUR	0.00	4
Tradegate	2024/10/18	22:02	6.805 EUR	0.00	1
Stuttgart	2024/10/18	10:56	6.745 EUR	0.00	4
Munich	2024/10/18	08:05	6.81 EUR	0.00	1
London Stock Exchange	2024/	17:30	6.7825 EUR	0.00	2

European Trade Reporting	10/18				
Frankfurt	2024/ 10/18	08:11	6.775 EUR	0.00	2
FINRA other OTC Issues	2024/ 10/08	15:31	7.11 USD	0.01	1
Duesseldorf	2024/ 10/18	19:31	6.75 EUR	0.00	7
Berlin	2024/ 10/18	19:33	6.80 EUR	0.00	16
BME Continuous Market	2024/ 10/18	17:35	6.80 EUR	1.09	438

## Company profile

### Company Logo



### Contact Details

MELIÁ HOTELS INTERNATIONAL SA

--

Gremio Toneleros, 24, Polígono Industrial  
Son Castello - 07009 Palma de Mallorca

Telefon: +34-97-122-44-00

Fax: +34-97-122-44-08

E-mail: -

### PDF Downloads

Company report: MELIA HOTELS  
INTERNATIONAL SA



### Company Profile

Meliá Hotels International SA engages in the operation and management of hotels. It operates through the following segments: Hotel Management, Hotel Business, Real Estate, Vacation Club, Corporate, and Others. The Hotel Management segment operates hotels under management and franchise agreements. The Hotel Business segment operates hotel units owned or leased by the group. The Real Estate segment includes the capital gains on asset rotation, and real estate development and operation. The Vacation Club segment includes the results deriving from the sale of shared rights of use of specific vacation complex units. The Corporate segment includes structural costs, results linked to the intermediation and marketing of room and tourist service reservations. The Other segment includes additional income from the hotel business, such as casinos or tour-operator activities. The company was founded by Gabriel Escarrer Juliá in 1956 and is headquartered in Palma de Mallorca, Spain.

### Members of Management Board

Gabriel Escarrer Jaume	Chairman of Managing Board
André P. Gerondeau	Member of Executive Committee
Angel Luis Rodriguez	Member of Executive Committee
Carlos González	Member of Executive Committee
Gabriel Canaves	Member of Executive Committee
Juan Ignacio Pardo	Member of Executive Committee
Mariano Perez de Caceres	Member of Executive Committee

### Board of directors

Alfredo Pastor Bodmer	Member of Supervisory Board
Carina Szpilka Lázaro	Member of Supervisory Board
Cristina A. E. González de Durana	Member of Supervisory Board
Fernando d'Ornellas Silva	Member of Supervisory Board
Francisco Javier Campo García	Member of Supervisory Board
Gabriel Escarrer Juliá	Member of Supervisory Board
José María Vázquez-Pena Pérez	Member of Supervisory Board
Luis María Díaz de Bustamante Terminel	Member of Supervisory Board
María Cristina de Luna Basagoiti	Member of Supervisory Board
Montserrat Trapé Viladomat	Member of Supervisory Board