

COLOPLAST A/S SER. B

ISIN: **DK0060448595** WKN:

-

Overview

2022/12/07 16:59:51

Price

854.00 DKK

Difference  1.07% (9.00)

General attributes

ISIN DK0060448595

Symbol COLO B

Exchange Nasdaq Copenhagen

Currency DKK

Sector Chemical / Pharmaceutical / Health

Security type Stock

Market cap (m) 22,712 EUR

Benchmark OMX COPENHAGEN 20

Market data

Bid (Bid size) 854.80 DKK (1,579)

Ask (Ask size) 855.20 DKK (45)

Open 849.40 DKK

High 859.00 DKK

Low 844.20 DKK

Close (prev. day) 845.00 DKK

VWAP 853.180925 DKK

Volume (pcs) 147,142

Trading volume 125,420,152.20

Number of trades 2,163

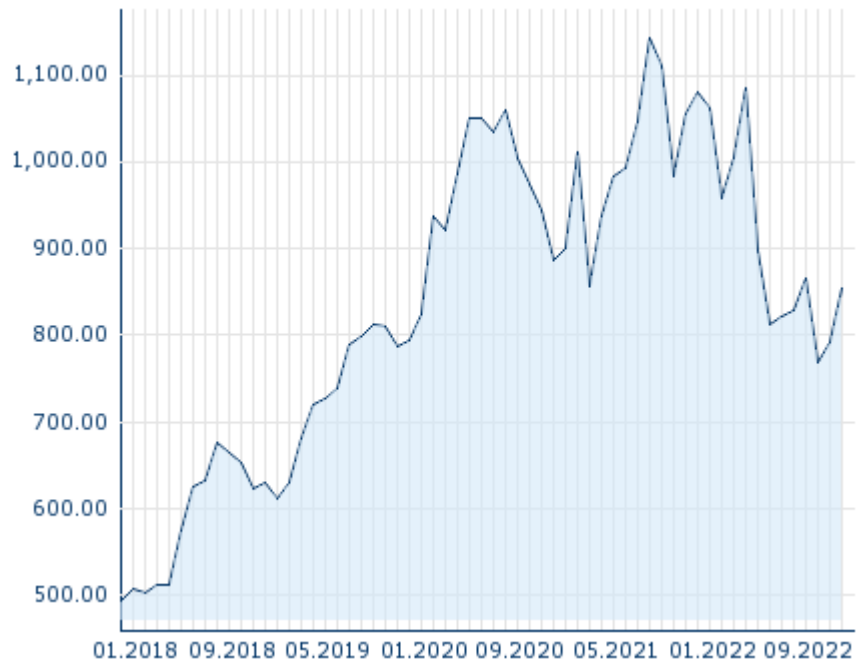
Last size 203

Futures and Options

Related Futures 12

Related Options -


5Y



Information about previous performance does not guarantee future performance.

Source: FactSet

Recent research

on instrument		on sector	
Date		Headline	Download
2022/11/28		Global Equity Ratings	
2022/11/18		Global Equity Ratings	
2022/10/31		Global Equity Ratings	
2022/10/05		Global Equity Ratings	
2022/09/26		Global Equity Ratings	

Details

2022/12/07 16:59:51

Price

854.00 DKK

Difference ▲ 1.07% (9.00)

General attributes

ISIN	DK0060448595
Symbol	COLO B
Exchange	Nasdaq Copenhagen
Currency	DKK
Sector	Chemical / Pharmaceutical / Health
Security type	Stock
Market cap (m)	22,712 EUR
Benchmark	OMX COPENHAGEN 20

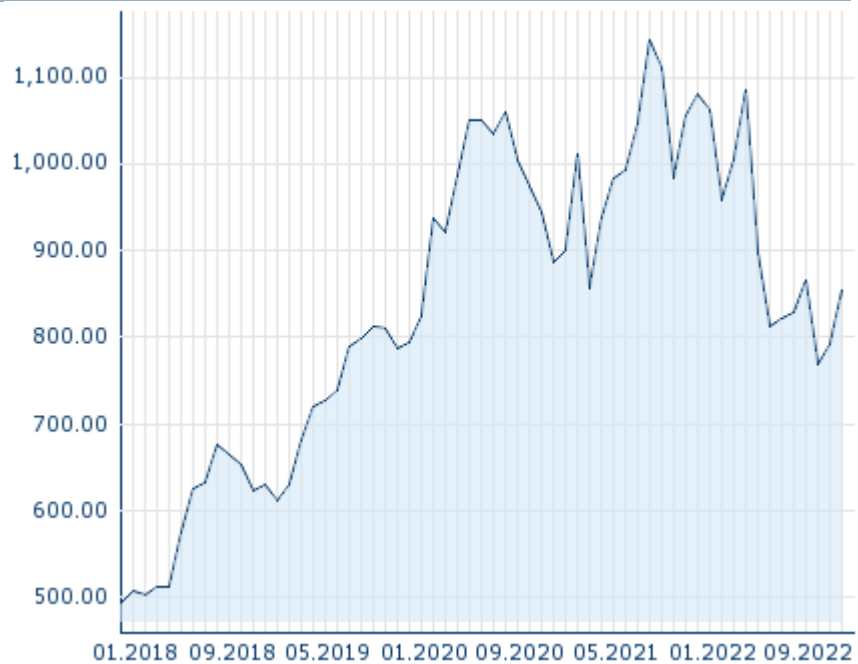
Market data

Bid (Bid size)	854.80 DKK (1,579)
Ask (Ask size)	855.20 DKK (45)
Open	849.40 DKK
High	859.00 DKK
Low	844.20 DKK
Close (prev. day)	845.00 DKK
VWAP	853.180925 DKK
Volume (pcs)	147,142
Trading volume	125,420,152.20
Number of trades	2,163
Last size	203

Performance and Risk

	6m	1Y	3Y
Perf (%)	+2.76%	-20.39%	+6.71%
Perf (abs.)	+3.05	-29.10	+7.15
Beta	0.87	0.79	0.76
Volatility	31.03	32.68	29.30

5Y



Information about previous performance does not guarantee future performance.
Source: FactSet

Price data

Ø price 5 days Ø volume 5 days (pcs.)	858.56 DKK (215,940)
Ø price 30 days Ø volume 30 days (pcs.)	857.60 DKK (253,794)
Ø price 100 days Ø volume 100 days (pcs.)	839.26 DKK (202,855)
Ø price 250 days Ø volume 250 days (pcs.)	901.68 DKK (219,031)
YTD High date	1,160.00 DKK (2022/01/03)
YTD Low date	728.80 DKK (2022/06/16)
52 Weeks High date	1,175.00 DKK (2021/12/29)
52 Weeks Low date	728.80 DKK (2022/06/16)

Arbitrage views

Exchange ⊕	Date	Time	Price	Trading volume (mio.)	Number of trades
Xetra	2022/12/07	17:35	114.15 EUR	0.00	1
Vienna Stock Exchange	2022/12/06	17:32	113.75 EUR	0.00	2
Tradegate	2022/12/07	19:56	115.65 EUR	0.08	23
Stuttgart	2022/12/07	15:44	114.65 EUR	0.00	7
SIX Swiss Exchange	2020/	17:36	111.00 CHF	0.00	1

	04/09					
Nasdaq Copenhagen	2022/ 12/07	16:59	854.00 DKK	125.42		2,163
Munich	2022/ 12/07	08:02	114.60 EUR	0.00		1
London Stock Exchange European Trade Reporting	2022/ 12/07	16:55	850.20 DKK	0.00		2
Hanover	2022/ 12/07	08:03	113.80 EUR	0.00		1
Frankfurt	2022/ 12/07	19:49	115.50 EUR	0.04		5
FINRA other OTC Issues	2022/ 11/30	15:30	119.37 USD	0.00		1
Duesseldorf	2022/ 12/07	21:00	114.80 EUR	0.00		13
Berlin	2022/ 12/07	21:10	115.40 EUR	0.00		17

Company profile

Company Logo



Contact Details

COLOPLAST A/S

--

Holtedam 1 3050 Humlebaek

Telefon: 45 49 11 11 11

Fax: 45 49 11 15 55

E-mail: -

Company Profile

-

Members of Management Board

Kristian Villumsen Chairman of Managing Board

Allan Rasmussen Member of Executive Committee

Anders Lonning-Skovgaard Member of Executive Committee

Camilla G. Møhl Member of Executive Committee

Nicolai Buhl Andersen Member of Executive Committee

Paul Marcun Member of Executive Committee

Board of directors

Lars Søren Rasmussen Chairman of Supervisory Board

Annette Brüls Member of Supervisory Board

Carsten Hellmann Member of Supervisory Board

Jette Nygaard-Andersen Member of Supervisory Board

Marianne Wiinholt Member of Supervisory Board

Niels Peter Louis-Hansen Member of Supervisory Board

Nikolaj Kyhe Gundersen Member of Supervisory Board

Roland Vendelbo Pedersen Member of Supervisory Board

Thomas Barfod Member of Supervisory Board