

## EVONIK INDUSTRIES AG

ISIN: DE000EVNK013 WKN: EVNK01

## Overview

2023/09/22 17:35:37

Price  
17.82 EURDifference  -0.45% (-0.08)

## General attributes

ISIN	DE000EVNK013
Symbol	EVK
Exchange	Xetra
Currency	EUR
Sector	Chemical / Pharmaceutical / Health
Security type	Stock
Market cap (m)	8,304 EUR
Benchmark	GERMANY DAX

## Market data

Bid (Bid size)	-
Ask (Ask size)	-
Open	17.80 EUR
High	17.95 EUR
Low	17.695 EUR
Close (prev. day)	17.90 EUR
VWAP	17.83552 EUR
Volume (pcs)	836,199
Trading volume	14,914,043.26
Number of trades	1,881
Last size	450

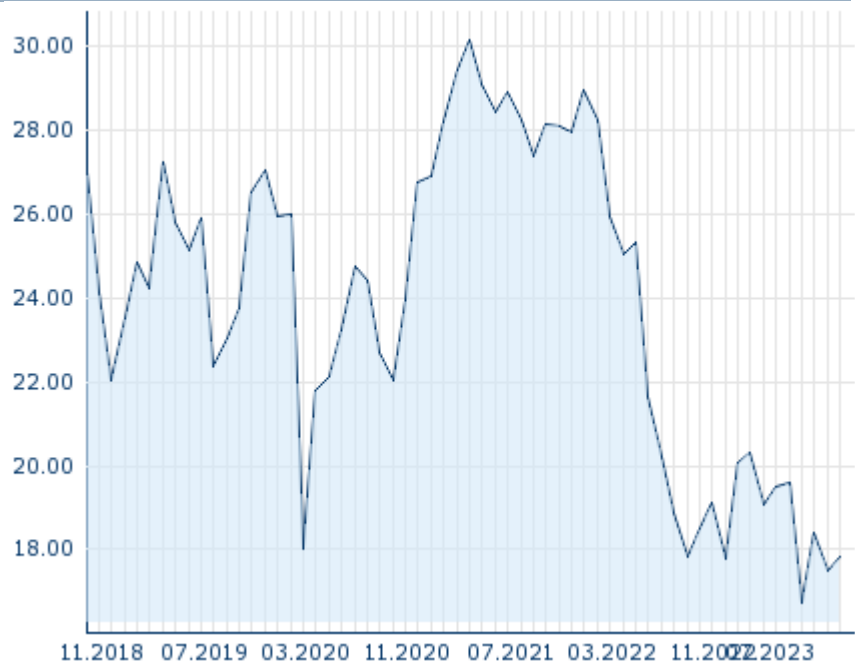
## Futures and Options

Related Futures	23
Related Options	-

## PDF Downloads


Company report: EVONIK INDUSTRIES AG 

5Y



Information about previous performance does not guarantee future performance.  
Source: FactSet

## Recent research

on sector		on market	
Date		Headline	Download
2023/09/08		Global Equity Ratings	
2023/08/22		Global Equity Ratings	
2023/08/17		Global Equity Ratings	
2023/08/09		Global Equity Ratings	
2023/07/21		Global Equity Ratings	

## Details

2023/09/22 17:35:37

**Price**  
17.82 EUR

**Difference**  -0.45% (-0.08)

## General attributes

ISIN	DE000EVNK013
Symbol	EVK
Exchange	Xetra
Currency	EUR
Sector	Chemical / Pharmaceutical / Health
Security type	Stock
Market cap (m)	8,304 EUR
Benchmark	GERMANY DAX

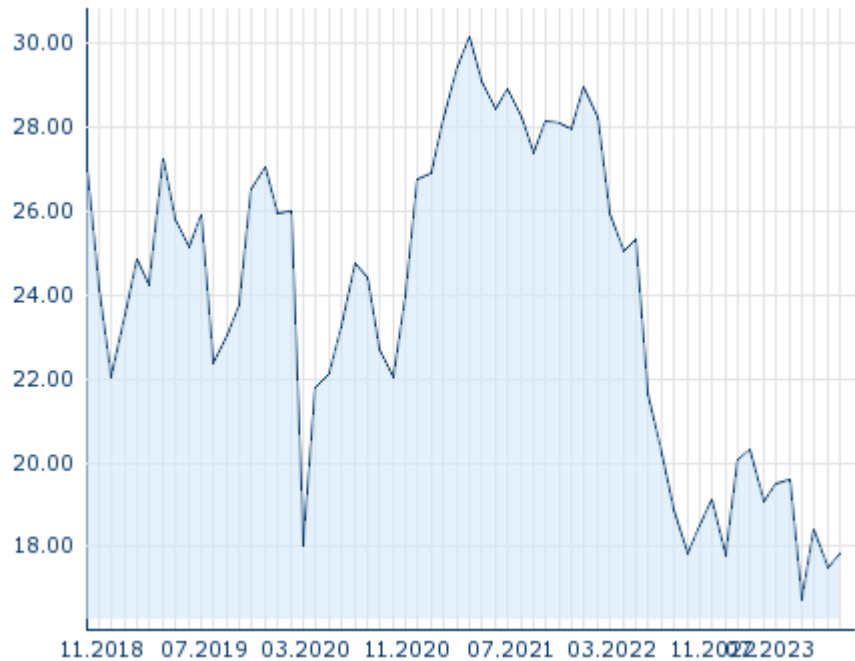
## Market data

Bid (Bid size)	-
Ask (Ask size)	-
Open	17.80 EUR
High	17.95 EUR
Low	17.695 EUR
Close (prev. day)	17.90 EUR
VWAP	17.83552 EUR
Volume (pcs)	836,199
Trading volume	14,914,043.26
Number of trades	1,881
Last size	450

## Performance and Risk

	6m	1Y	3Y
Perf (%)	-5.91%	-0.39%	-22.00%
Perf (abs.)	-1.13	-0.07	-5.05
Beta	0.99	1.08	0.96
Volatility	23.01	24.96	24.88

5Y



Information about previous performance does not guarantee future performance.  
Source: FactSet

## Price data

Ø price 5 days   Ø volume 5 days (pcs.)	17.88 EUR (865,517)
Ø price 30 days   Ø volume 30 days (pcs.)	17.73 EUR (742,673)
Ø price 100 days   Ø volume 100 days (pcs.)	18.17 EUR (834,369)
Ø price 250 days   Ø volume 250 days (pcs.)	18.78 EUR (827,094)
YTD High   date	21.70 EUR (2023/02/03)
YTD Low   date	16.48 EUR (2023/06/23)
52 Weeks High   date	21.70 EUR (2023/02/03)
52 Weeks Low   date	16.48 EUR (2023/06/23)

## All listings for EVONIK INDUSTRIES AG

Exchange 	Date	Time	Price	Trading volume (mio.)	Number of trades
Xetra	2023/09/22	17:35	17.82 EUR	14.91	1,881
Vienna Stock Exchange	2023/09/22	17:32	17.84 EUR	0.00	2
Tradegate	2023/09/22	22:26	17.77 EUR	0.44	72
Stuttgart	2023/09/22	21:55	17.795 EUR	0.04	55
SIX Swiss Exchange	2019/	17:50	28.47 CHF	0.01	4

	06/28					
Munich	2023/ 09/22	08:05	17.97 EUR	0.00		1
London Stock Exchange European Trade Reporting	2023/ 09/22	17:29	17.83 EUR	0.00		1
Hanover	2023/ 09/22	08:27	17.785 EUR	0.00		2
Hamburg	2023/ 09/22	08:27	17.785 EUR	0.00		2
Frankfurt	2023/ 09/22	17:20	17.83 EUR	0.01		9
FINRA other OTC Issues	2023/ 09/12	19:23	18.60 USD	0.00		1
Euronext Milan MTF Global Equity Market	2023/ 09/22	17:44	17.85 EUR	0.01		2
Duesseldorf	2023/ 09/22	19:31	17.785 EUR	0.00		5
Berlin	2023/ 09/22	08:05	17.83 EUR	0.00		1
BX Swiss	2023/ 06/21	18:00	16.452 CHF	0.00		1

# Company profile

## Company Logo

### Contact Details

EVONIK INDUSTRIES AG

--

Rellinghauser Strasse 111 - 45128 Essen

Telefon: +49-201-177-01

Fax: +49-201-177-3475

E-mail: [info@evonik.com](mailto:info@evonik.com)

### PDF Downloads

Company report: EVONIK INDUSTRIES AG 

## Company Profile

Evonik Industries AG operates as a holding company, which engages in the manufacture of specialty chemical products. It operates through the following segments: Specialty Aditives, Nutrition & Care, Smart Materials, Performance Materials, and Technology & Infrastructure. The Specialty Aditives segment includes powerful additives and versatile crosslinkers. The Nutrition & Care segment provides products for human well-being and the quality of life. The Smart Materials segment includes businesses with innovative materials that enable resource-saving solutions and replace conventional materials. The Performance Materials segment brings together businesses with the same DNA and it focus on resource-saving production, new applications and specialties. The Technology & Infrastructure segment provides services which are required across the asset lifecycle of chemical production plants. The company was founded in 1919 and is headquartered in Essen, Germany.

### Members of Management Board

Christian Kullmann	Chairman of Managing Board
Harald Schwager	Member of Executive Committee
Thomas Wessel	Member of Executive Committee
Ute Wolf	Member of Executive Committee

### Board of directors

Bernd Tönjes	Chairman of Supervisory Board
Aldo Belloni	Member of Supervisory Board
Barbara Albert	Member of Supervisory Board
Barbara Grunewald	Member of Supervisory Board
Thomas Sauer	Member of Supervisory Board
Volker Trautz	Member of Supervisory Board
Alexandra Krieger	Member of Supervisory Board
Angela Titzrath	Member of Supervisory Board
Cedrik Neike	Member of Supervisory Board
Gerd Schlengermann	Member of Supervisory Board
Gerhard Ribbeheger	Member of Supervisory Board
Harald Sirkorski	Member of Supervisory Board
Hussin El Moussaoui	Member of Supervisory Board
Karin Erhard	Member of Supervisory Board
Martin Albers	Member of Supervisory Board
Martin Kubessa	Member of Supervisory Board
Martina Reisch	Member of Supervisory Board
Michael Rüdiger	Member of Supervisory Board
Ulrich Weber	Member of Supervisory Board

Werner  
Fuhrmann

Member of Supervisory  
Board