

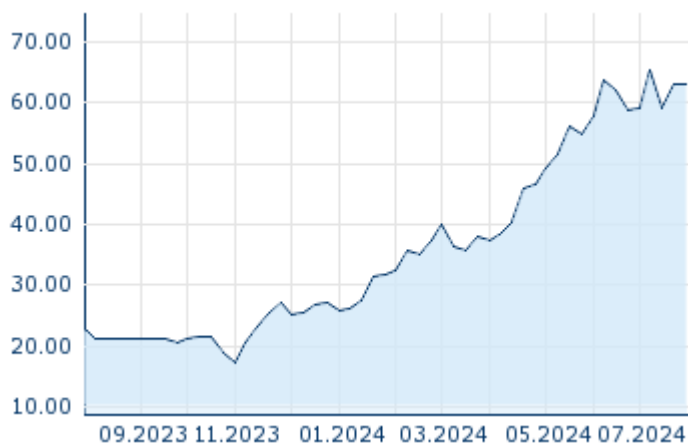


SUSS MICROTEC SE

ISIN: DE000A1K0235 WKN: A1K023 Asset Class: Stock

Company	2024/07/31 17:35:57
	Price 62.90 EUR
	Difference  5.71%(3.40)



Contact Details	
SUESS MICROTEC SE	Tel: +49-89-32007-0
--	Fax: +49-89-444433-422
Schleissheimer Strasse 90	Web: http://www.suss.com
85748 Garching	E-mail: info@suss.com

Company Profile

SÜSS MicroTec SE is a holding company, which engages in the manufacture and distribution of products using microelectromechanical systems and microelectronics. Its product portfolio includes photomask equipment, coater and developer, inkjet printing, mask aligner, metrology, wafer bonder, micro-optics, and remanufactured equipment. It operates through the following segments: Lithography, Bonder, Photomask Equipment, Micro-optics, and Central Group Functions. The Lithography segment develops, produces, and sells mask aligner, developer, and coater product lines. The Bonder segment refers to the development, production, and distribution of the bonder product line. The Photomask Equipment segment focuses on the development, manufacture, and sale of the HMx, ASx, MaskTrack, and MaskTrack Pro product lines. The Micro-optics segment is involved in the production and sales of micro lenses. The Central Group Functions segment represents all other activities for the group. The company was founded by Karl Süß in 1949 and is headquartered Garching, Germany.

Financial figures, Fiscal year: from 01.01. to 31.12.

Financial figures	2023		2022		2021	
	Assets	Liabilities and equity	Assets	Liabilities and equity	Assets	Liabilities and equity
Current assets	313,415,000		278,022,000		208,850,000	
Common stock capital		19,116,000		19,116,000		19,116,000
Fixed assets	88,232,000		103,661,000		94,102,000	
Equity capital of a company		176,617,000		177,730,000		156,876,000
Cash and cash equivalents	38,114,000		51,364,000		52,075,000	
Accrued liabilities		3,259,000		5,808,000		5,727,000
Other assets	-		-		-	
Current liabilities		166,737,000		142,625,000		92,437,000
Prepayments and accrued income		-		-		-
Non-current liabilities		58,293,000		61,328,000		53,639,000
Different income		-		-		-
Other liabilities		332,000		264,000		289,000
Total assets	401,647,000	401,647,000	381,683,000	381,683,000	302,952,000	302,952,000

Balance notes

	2023	2022	2021
Accounting standard	IFRS	IFRS	IFRS
Employees	1,207	1,252	1,178
Equity ratio	43.97%	46.56%	51.78%
Debt-equity ratio	127.41%	114.75%	93.12%

Others

	2023	2022	2021
Tax Expense Rate	38.80%	24.56%	27.52%

SUSS MICROTEC SE

ISIN: DE000A1K0235 WKN: A1K023 Asset Class: Stock

Income statement

	2023	2022	2021
Turnover	304,262,000	299,137,000	263,438,000
Net income	17,335,000	24,524,000	16,015,000
EBIT	27,786,000	32,807,000	22,553,000
Operating income before taxes	28,323,000	32,509,000	22,096,000
Cash Flow	3,787,000	23,938,000	24,333,000
Net interest income	537,000	-298,000	-457,000
Research and development expenses	32,178,000	25,289,000	22,323,000
Income taxes	10,988,000	7,985,000	6,081,000
Result from investments in subsidiaries, associates and other	0	0	0
Revenues per employee	252,081	238,927	223,632

Board of Directors

David Dean	Chairman of Supervisory Board
Bernd Schulte	Member of Supervisory Board
Mirja Steinkamp	Member of Supervisory Board
Myriam Jahn	Member of Supervisory Board
Jan Smits	Member of Supervisory Board

Members of Management Board

Burkhardt Frick	Chairman of Managing Board
Cornelia Ballwießer	Member of Executive Committee
Thomas Rohe	Member of Executive Committee