

DIVDAX KURSINDEX

ISIN: DE000A0C33C3

WKN: -

Overview

2021/11/19 17:55:00

Price

189.93 EURDifference  -0.85% (-1.62)






General attributes

ISIN	DE000A0C33C3
Symbol	-
Country	Germany
Instruments in index	15
Type of index	Price Index
Security type	Index

Market data

Open	192.21 EUR
High	192.21 EUR
Low	188.73 EUR
Close (prev. day)	191.55 EUR
Trading volume (m)	-
Volume (pcs)	2,923,860,650

Top 5

Name	Price	+ - (%)	Trend
BAYER AG	50.86	+1.72	
ALLIANZ SE	220.20	+1.66	
MÜNCHENER ...	264.80	+1.59	
DEUTSCHE T...	15.968	+1.58	
BASF SE	65.27	+1.57	

Intraday 1W 1M 6m 1Y 3Y

Flop 5

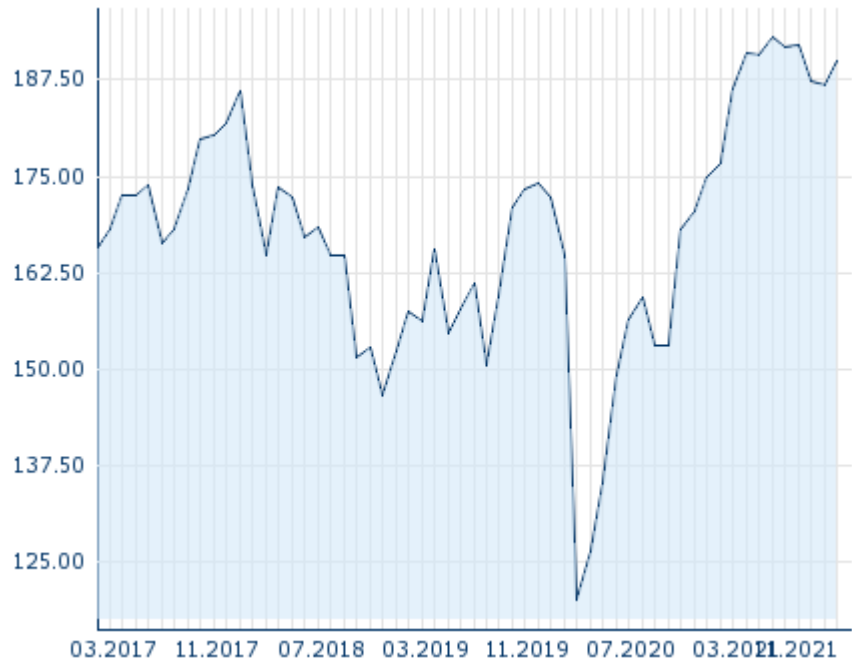
Name	Price	+ - (%)	Trend
RWE AG	34.56	-1.59	
COVESTRO A...	50.52	-1.44	
DEUTSCHE P...	50.48	-0.02	

Intraday 1W 1M 6m 1Y 3Y

Futures and Options

Related Futures	3
Related Options	-

5Y













Information about previous performance does not guarantee future performance.

Source: FactSet

Recent research

on market

Date	Headline	Download
2022/01/25	 Corporate Schuldschein market back on track	
2022/01/21	 Week Ahead	
2022/01/20	 Credit Markets Weekly	
2022/01/17	 MOL: The transformation should pick up speed	
2022/01/17	 Global Equity Ratings	

Details

2021/11/19 17:55:00

Price

189.93 EURDifference  -0.85% (-1.62)

General attributes

ISIN DE000A0C33C3

Symbol -

Country Germany

Security type Index

Instruments in index 15

Market data

Open 192.21 EUR

High 192.21 EUR

Low 188.73 EUR

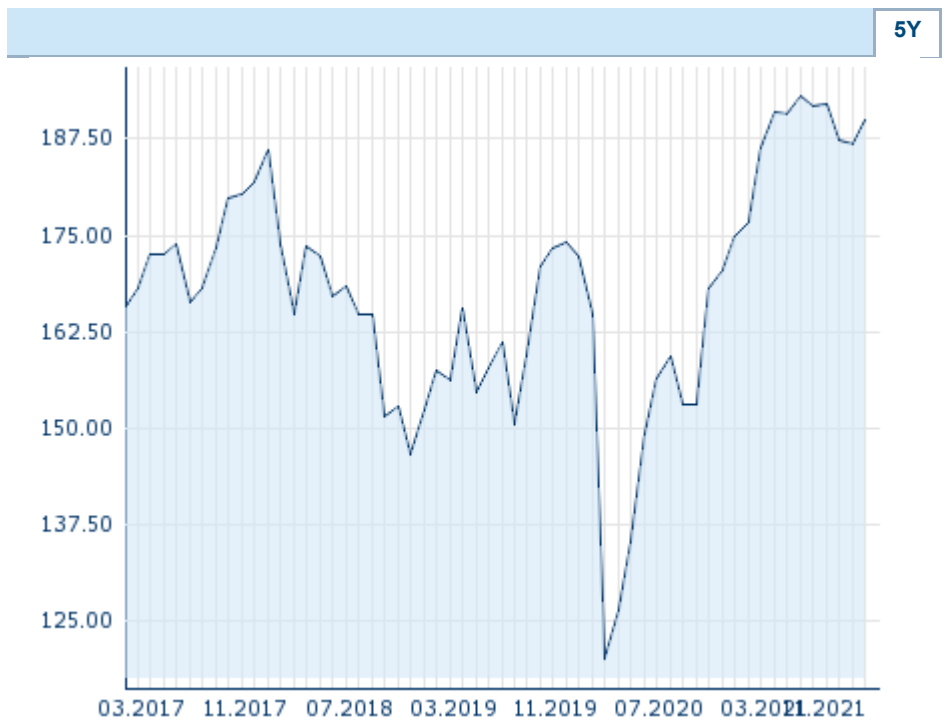
Close (prev. day) 191.55 EUR

Trading volume (m) -

Volume (pcs) 2,923,860,650

Performance and Risk

	6m	1Y	3Y
Perf (%)	+1.29%	+15.63%	+23.16%
Perf (abs.)	+2.42	+25.67	+35.72
Beta	-	-	-
Volatility	12.79	14.21	24.19



Price data

Ø price 5 days Ø volume 5 days (pcs.)	191.49 EUR (0)
Ø price 30 days Ø volume 30 days (pcs.)	188.63 EUR (0)
Ø price 100 days Ø volume 100 days (pcs.)	189.10 EUR (0)
Ø price 250 days Ø volume 250 days (pcs.)	185.21 EUR (0)
YTD High date	195.59 EUR (2021/06/14)
YTD Low date	167.24 EUR (2021/01/28)
52 Weeks High date	195.59 EUR (2021/06/14)
52 Weeks Low date	163.74 EUR (2020/11/20)

Composition

Name  ISIN	Price	Diff %  Diff +/-	Performance 	Date Time	Turnover Pc.  Turnover Money 
ALLIANZ SE DE0008404005	220.20	1.66% 3.60		22/01/25 15:03:56	501,568 109,683,177.55
BASF SE DE000BASF111	65.27	1.57% 1.01		22/01/25 15:03:54	1,811,845 117,672,234.45
BAYER AG DE000BAY0017	50.86	1.72% 0.86		22/01/25 15:03:51	1,549,109 78,238,973.75
BAYERISCHE MOTOREN WERKE ... DE0005190003	92.23	0.82% 0.75		22/01/25 15:03:56	672,500 62,055,307.87
COVESTRO AG DE0006062144	50.52	-1.44% -0.74		22/01/25 15:03:50	783,089 39,689,133.91
DEUTSCHE POST AG DE0005552004	50.48	-0.02% -0.01		22/01/25 15:03:54	1,366,041 69,155,000.60
DEUTSCHE TELEKOM AG DE0005557508	15.968	1.58% 0.25		22/01/25 15:03:46	5,807,175 92,345,625.56
E.ON SE DE000ENAG999	11.938	0.15% 0.02		22/01/25 15:03:34	3,121,186 37,305,607.95
HEIDELBERGCEMENT AG DE0006047004	60.78	1.17% 0.70		22/01/25 15:03:56	389,349 23,653,216.66
MÜNCHENER RÜCKVERSICHERUN... DE0008430026	264.80	1.59% 4.15		22/01/25 15:03:55	184,232 48,717,021.10
PORSCHE AUTO HL SE DE000PAH0038	81.04	0.55% 0.44		22/01/25 15:03:56	384,449 31,219,133.48
RWE AG DE0007037129	34.56	-1.59% -0.56		22/01/25 15:03:45	1,004,568 35,115,583.62
SIEMENS AG DE0007236101	137.58	0.10% 0.14		22/01/25 15:03:50	1,006,337 139,071,212.18
VOLKSWAGEN AG VZ DE0007664039	177.50	0.56% 0.98		22/01/25 15:03:56	622,535 110,963,276.42
VONOVIA SE DE000A1ML7J1	47.33	0.38% 0.18		22/01/25 15:03:34	948,118 44,764,237.34