

## MDAX PERFORMANCE INDEX

ISIN: DE0008467416 WKN: -

## Overview

2024/10/18 17:50:00

Price

27,336.34 EUR

Difference ▲ 0.68% (183.41)

## General attributes

ISIN DE0008467416

Symbol MDAX

Country Germany

Instruments in index 50

Type of index Performance Index

Security type Index

## Market data

Open 27,169.42 EUR

High 27,359.34 EUR

Low 27,162.18 EUR

Close (prev. day) 27,152.93 EUR

Trading volume (m) 25,265,480

Volume (pcs) 380,076,354

5Y



Information about previous performance does not guarantee future performance.

Source: FactSet

## Top 5

Name	Price	+ - (%)	Trend
THYSSENKRU...	3.465	+9.13	<span style="color: green;">▲</span>
CARL ZEISS...	64.80	+4.85	<span style="color: green;">▲</span>
TRATON SE	346.00	+4.09	<span style="color: green;">▲</span>
DELIVERY H...	38.66	+3.56	<span style="color: green;">▲</span>
STABILUS S...	37.25	+3.19	<span style="color: green;">▲</span>

Intraday 1W 1M 6m 1Y 3Y

## Flop 5

Name	Price	+ - (%)	Trend
GEA GROUP ...	47.00	-1.34	<span style="color: red;">▼</span>
GERRESHEIM...	84.85	-1.22	<span style="color: red;">▼</span>
CTS EVENTI...	98.60	-1.20	<span style="color: red;">▼</span>
HELLOFRESH...	8.58	-1.08	<span style="color: red;">▼</span>
TAG IMMOBI...	16.21	-0.86	<span style="color: gray;">↔</span>

Intraday 1W 1M 6m 1Y 3Y

## Recent research

on market

Date	Headline	Download
2024/10/17	ECB cuts further	<a href="#">Download</a>
2024/10/17	Week Ahead	<a href="#">Download</a>
2024/10/16	Credit Markets Weekly	<a href="#">Download</a>
2024/10/11	Week Ahead	<a href="#">Download</a>
2024/10/09	Credit Markets Weekly	<a href="#">Download</a>

**Futures and Options**

**Related Futures** 3

**Related Options** -

## Details

2024/10/18 17:50:00

Price

27,336.34 EUR

Difference  0.68% (183.41)

## General attributes

ISIN DE0008467416

Symbol MDAX

Country Germany

Security type Index

Instruments in index 50

## Market data

Open 27,169.42 EUR

High 27,359.34 EUR

Low 27,162.18 EUR

Close (prev. day) 27,152.93 EUR

Trading volume (m) 25,265,480

Volume (pcs) 380,076,354

## Performance and Risk

	6m	1Y	3Y
Perf (%)	+4.37%	+10.66%	-20.51%
Perf (abs.)	+1,145.35	+2,632.46	-7,054.86
Beta	-	-	-
Volatility	13.97	14.76	19.97



Information about previous performance does not guarantee future performance.

Source: FactSet




## Price data

Ø price 5 days   Ø volume 5 days (pcs.)	27,074.57 EUR (19,393,326)
Ø price 30 days   Ø volume 30 days (pcs.)	26,364.57 EUR (24,352,637)
Ø price 100 days   Ø volume 100 days (pcs.)	25,674.97 EUR (24,496,535)
Ø price 250 days   Ø volume 250 days (pcs.)	26,032.98 EUR (14,113,802)
YTD High   date	27,641.56 EUR (2024/05/16)
YTD Low   date	23,476.10 EUR (2024/08/05)
52 Weeks High   date	27,641.56 EUR (2024/05/16)
52 Weeks Low   date	23,476.10 EUR (2024/08/05)

## Composition

Name  ISIN	Price	Diff %  Diff +/-	Performance 	Date Time	Turnover Pc.  Turnover Money 
AIXTRON SE DE000A0WMPJ6	14.78	1.51% 0.22		24/10/18 17:39:08	672,029 9,982,763.15
AROUNDTOWN SA LU1673108939	3.006	-0.40% -0.01		24/10/18 17:35:13	1,004,365 3,022,684.92
AURUBIS AG DE0006766504	67.75	1.04% 0.70		24/10/18 17:35:02	171,022 11,626,565.10
BECHTLE AG DE0005158703	36.50	0.39% 0.14		24/10/18 17:35:28	142,264 5,211,013.90
BEFESA S.A. LU1704650164	24.50	0.82% 0.20		24/10/18 17:35:17	51,338 1,260,991.88
BILFINGER SE DE0005909006	50.60	-0.78% -0.40		24/10/18 17:36:56	39,917 2,033,526.30
CARL ZEISS MEDITEC AG DE0005313704	64.80	4.85% 3.00		24/10/18 17:35:06	249,826 16,080,162.40
CTS EVENTIM AG & CO. KGAA DE0005470306	98.60	-1.20% -1.20		24/10/18 17:35:07	62,578 6,185,702.95
DELIVERY HERO SE DE000A2E4K43	38.66	3.56% 1.33		24/10/18 17:43:47	435,902 16,742,748.99
DEUTSCHE LUFTHANSA AG DE0008232125	6.766	-0.32% -0.02		24/10/18 17:38:43	3,655,013 24,810,680.05
EVONIK INDUSTRIES AG DE000EVNK013	21.07	-0.61% -0.13		24/10/18 17:39:08	632,246 13,332,859.14
FRAPORT AG DE0005773303	49.02	0.78% 0.38		24/10/18 17:39:08	111,011 5,435,861.82
FREENET AG DE000A0Z2ZZ5	28.02	-0.50% -0.14		24/10/18 17:35:27	269,575 7,537,886.92
FRESENIUS MEDICAL DE0005785802	37.77	1.72% 0.64		24/10/18 17:37:07	254,555 9,593,211.49
FUCHS SE VZ. DE000A3E5D64	43.28	0.74% 0.32		24/10/18 17:35:08	61,654 2,665,258.46
GEA GROUP AG DE0006602006	47.00	-1.34% -0.64		24/10/18 17:37:26	234,183 11,017,827.80
GERRESHEIMER AG DE000A0LD6E6	84.85	-1.22% -1.05		24/10/18 17:36:08	109,791 9,327,956.45
HELLA GMBH & CO KGAA DE000A13SX22	87.90	0.92% 0.80		24/10/18 17:35:17	4,455 390,753.70
HELLOFRESH SE DE000A161408	8.58	-1.08% -0.09		24/10/18 17:41:48	1,347,920 11,556,393.32
HENSOLDT AG NPV DE000HAG0005	30.04	0.87% 0.26		24/10/18 17:35:17	132,586 3,980,005.08
HOCHTIEF AG DE0006070006	117.50	1.21% 1.40		24/10/18 17:43:25	32,414 3,797,519.70
HUGO BOSS AG DE000A1PHFF7	42.39	3.09% 1.27		24/10/18 17:35:14	268,066 11,363,567.60
HYPOPORT SE DE0005493365	287.80	-0.42% -1.20		24/10/18 17:35:00	4,836 1,397,506.40
JENOPTIK AG DE000A2NB601	23.84	0.51% 0.12		24/10/18 17:35:09	393,851 9,496,553.88
JUNGHEINRICH AG VZ DE0006219934	25.64	1.83% 0.46		24/10/18 17:35:24	43,122 1,107,508.20

## MDAX PERFORMANCE INDEX

K+S AG DE000KSAG888	11.00	3.09% 0.33		24/10/18 17:36:22	1,010,148 11,090,386.01
KION GROUP AG DE000KGX8881	36.04	1.84% 0.65		24/10/18 17:39:09	131,062 4,741,306.93
KNORR-BREMSE AG DE000KBX1006	81.50	-0.49% -0.40		24/10/18 17:39:09	117,546 9,589,375.15
KRONES AG DE0006335003	125.60	0.16% 0.20		24/10/18 17:39:10	11,362 1,428,612.40
LANXESS AG DE0005470405	29.62	1.72% 0.50		24/10/18 17:35:24	282,597 8,354,914.95