

ČS korporátní dluhopisový

Corporate bonds of investment and speculative grade of Central and Eastern European companies with the actively managed currency hedging.

ISIN: CZ0008472230

Overview

2019/12/12	
NAV	1.4935
Difference	 -0.05% (-0.00)
General attributes	
Fund type	Flexible-Term Bond Funds
Investment company	Erste Asset Management GmbH, pobočka Česká republika
Currency	CZK
Type	-
Begin of subscription period	-
Inception	2004/04/01
Licensed in	CZ
Duration of fund	open end
Distribution	-
Total assets	6,808,322,174.00 CZK
Fiscal year	01/01 - 12/31
Initial charge	1.00%
Management fee	1.50%
Ongoing charges	1.69%
Minimum investment	300 CZK
Account number	35-2001226369/0800
Recommended holding period	At least 3 years
Investor experience	-
Investor tolerance	3 (scale 1-7)



The chart shows the current fund share unit price (NAV) of the nominal value of an investment company proclaimed on that working day. Performances under 12 month have only little informative value. Information about previous performance does not guarantee future performance.

Source: Česká spořitelna, a. s.

Advantages

- High yield bonds can increase the fund long-term potential
- Addition to the bond part of the investment portfolio
- The currency hedging is actively managed
- The fund is actively managed
- Ideal for regular investments

Details you should be aware of

- Growing interests may result in a short-term decline in price
- The growth of credit risk may result in a short-term decline in price
- The fund is actively managed, i.e. its turnover can be high
- Money is normally available within a week
- Minimum investment CZK 300

Performance goal and investment strategy

The performance objective of the fund is to exceed the yields on medium-term government bonds of the Czech Republic through investments in corporate bonds in the long term. It is an open bond share fund with a medium-term recommended investment period. The fund is intended for investors who wish to achieve high appreciation among bond funds. It endeavours to achieve a surplus yield primarily thanks to

investments in corporate bonds at the investment level and at the speculative level which offer a higher yield than government bonds with increased risk. The fund is actively managed, which means that the fund manager can use short-term market opportunities as well. Significant sources of the fund income are mainly interest yields on debt instruments. All bonds must be traded on European or American stock exchanges where high transparency of the business management of issuers is required. The currency hedging is actively managed. The fund bears credit and interest risks.

Performance (2019/12/05)

Period	YTD	6m	1Y	3Y	5Y	10Y	since inc.
			(% p a)	(% p a)	(% p a)	(% p a)	(% p a)
Perf	7.83	4.51	8.44	1.66	2.49	2.35	2.58

Annual performance in % (2019/12/05)

Period	2014	2015	2016	2017	2018
Perf	-7.79	8.41	2.63	1.24	-4.46






Minimum & maximum performance in % p.a. (2019/12/05)

1Y	47.41	
	-27.10	
3Y	16.29	
	-9.16	
5Y	11.26	
	-2.61	
10Y	5.58	
	1.61	



Top holdings (2019/10/31)

ISIN	Name	Currency	%FA
XS0743596040	SBERBANK 6,125/22	USD	2.88
XS1585190389	GAZPROM 4,95/27	USD	2.73
XS0882347072	TURK. HALK BNK. 3,875/20	USD	2.67
XS1403619411	BANK GOSP. KRAJ. 1,75/26	EUR	2.53
XS1625994618	VEON 4,95/24	USD	2.39
XS1578203462	TURKIYE IS BANKASI 6,125/24	USD	2.29
XS0783934085	PKO FINANCE 4,63/22	USD	2.26
XS0954674312	HUNG. DEVEL BANK 6,25/20	USD	2.04
XS1576037284	TURK. GARANTI BANK 5,875/23	USD	2.01
XS0919504562	LUKOIL 4,563/23	USD	1.94


Holdings by country (2019/10/31)

	30.38 %	Russia
	29.07 %	Turkey
	10.49 %	Deposits
	10.45 %	Poland
	5.14 %	Czech Republic
	4.84 %	Hungary
	4.49 %	Kazakhstan
	2.08 %	Other
	1.80 %	Ukraine
	1.27 %	Bulgaria




Percentage asset types (2019/10/31)

	89.51 %	Corporate Bonds
	10.49 %	Deposits

Holdings by currency (2019/10/31)

	100.00 %	CZK
--------------------------------------------------------------------------------------	----------	-----

Percentage holdings by rating (2019/10/31)

	42.02 %	Baa
	29.79 %	B
	15.28 %	A

12.91 % Ba

Disclaimer

Full names of open Mutual funds are given in the fund statutes (prospectuses). Pursuant to rules applicable to collective investment, the manager informs that neither the current or expected performance will guarantee the future performance. Investment in investment certificates contains the risk that the current value of amount invested and yields on the amount will fluctuate; thus return on the amount invested is not guaranteed. All information provided herein is of informative nature only and it should not substitute the statute (prospectus) or give its overall summary. Before using this website/information for investment, you should consult consultants of Česká spořitelna. If any yield is mentioned in the reference material, you should always bear in mind that past yields will not guarantee future yields, that any investment is subject to the risk of value fluctuations and change of exchange rates, and that return on the amount invested or profit margin cannot be guaranteed.